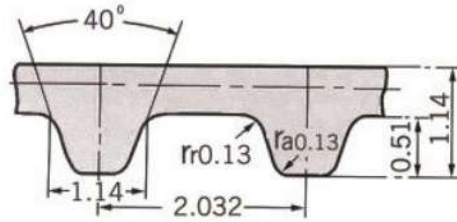


Dimension of synchronous belt MXL



Type	Pitch Length (mm)	Sleeve Width (mm)	Teeth No.
21MXL	52.83	60	26
22MXL	54.86	60	27
26MXL	67.06	100	33
28MXL	71.12	160	35
30MXL	76.20	160	38
32MXL	81.28	160	40
34MXL	87.38	100	43
36MXL	91.44	160	45
B47MXL	95.50	160	47
39MXL	99.57	160	49
40MXL	101.60	160	50
41MXL	103.63	160	51
42MXL	106.68	160	53
B52MXL	105.66	160	52
42MXL	107.70	60	53
43MXL	109.73	160	54
44MXL	111.76	160	55
45MXL	113.79	100	56
B57MXL	115.82	160	57
46MXL	116.84	160	58
47MXL	119.89	160	59
48MXL	121.92	100	60
49MXL	123.95	450	61
49.6MXL	125.98	160	62
50MXL	128.02	200	63
B64MXL	129.54	200	64
52MXL	132.08	160	65
53MXL	134.11	160	66
53.6MXL	136.14	160	67
54MXL	138.18	160	68
56MXL	142.24	200	70
57MXL	144.27	100	71
58MXL	146.30	100	72
58.4MXL	148.34	160	73

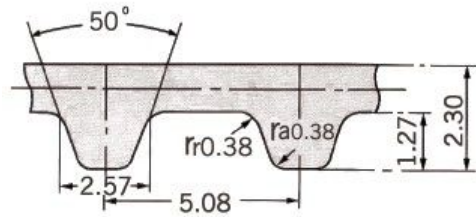
Type	Pitch Length (mm)	Sleeve Width (mm)	Teeth No.
60MXL	152.40	200	75
61MXL	154.43	200	76
B77MXL	156.46	200	77
62MXL	158.50	200	78
63MXL	160.53	100	79
64MXL	162.56	200	80
65MXL	166.62	200	82
66MXL	168.66	200	83
B84MXL	170.18	200	84
68MXL	172.72	200	85
69MXL	176.78	200	87
70MXL	178.82	200	88
71MXL	180.85	200	89
72MXL	182.88	200	90
73MXL	186.94	160	92
75MXL	191.01	200	94
76MXL	193.04	200	95
77MXL	197.10	200	97
78MXL	199.14	200	98
B99MXL	200.66	200	99
80MXL	203.30	200	100
80.8MXL	205.23	200	101
81MXL	207.26	200	102
82MXL	209.30	200	103
84MXL	213.36	200	105
85MXL	215.39	450	106
85.5MXL	217.17	200	107
86MXL	219.46	200	108
87MXL	221.49	200	109
88MXL	223.52	160	110
89MXL	227.58	450	112
90MXL	229.62	200	113
91MXL	231.65	450	114
92MXL	233.68	450	115

Type	Pitch Length (mm)	Sleeve Width (mm)	Teeth No.
93MXL	235.71	200	116
94MXL	239.78	200	118
96MXL	243.84	200	120
97.6MXL	247.90	200	122
98MXL	249.94	200	123
100MXL	254.00	450	125
101MXL	256.03	450	126
B128MXL	260.10	450	128
104MXL	264.16	450	130
106MXL	268.22	450	132
B133MXL	270.26	450	133
108MXL	274.32	450	135
109MXL	276.86	450	136
B137MXL	278.38	450	137
110MXL	280.42	450	138
111MXL	281.94	450	139
112MXL	284.48	450	140
113MXL	288.54	450	142
115MXL	292.61	200	144
116MXL	294.64	450	145
118MXL	300.74	450	148
119MXL	302.77	450	149
120MXL	304.80	450	150
121MXL	308.86	450	152
122MXL	310.90	450	153
123MXL	312.93	450	154
124MXL	314.96	200	155
125MXL	316.99	450	156
126MXL	320.04	200	157
128MXL	325.12	450	160
130MXL	330.20	450	162
132MXL	335.28	450	165
134MXL	341.38	200	168
136MXL	345.44	200	170
140MXL	355.60	200	175
144MXL	365.76	450	180
147MXL	373.89	450	184
152MXL	386.08	450	190
154MXL	390.14	450	192
155MXL	394.21	450	194
156MXL	396.24	450	195
158MXL	401.32	450	197
160MXL	406.40	450	200
165MXL	419.10	450	206

Type	Pitch Length (mm)	Sleeve Width (mm)	Teeth No.
168MXL	426.72	450	210
169MXL	430.78	450	212
172MXL	436.88	450	215
173MXL	439.42	450	216
177MXL	449.07	450	221
180MXL	457.20	450	225
182MXL	463.30	450	228
185MXL	471.42	160	232
189MXL	479.55	450	236
191MXL	485.65	450	239
192MXL	487.68	450	240
199MXL	505.97	450	249
200MXL	508.00	450	250
205MXL	520.19	450	256
212MXL	538.48	450	265
218MXL	553.72	450	273
221MXL	560.83	450	276
224MXL	568.96	450	280
232MXL	589.28	450	290
236MXL	599.44	450	295
238MXL	605.54	450	298
240MXL	609.60	160	300
244MXL	619.76	160	305
248MXL	629.92	450	310
250MXL	633.98	450	312
254MXL	646.18	200	318
256MXL	650.24	160	320
259MXL	657.86	450	324
262MXL	666.50	100	328
264MXL	670.56	450	330
269MXL	682.75	450	336
278MXL	705.10	450	347
290MXL	735.58	160	362
B372MXL	756.00	450	372
302MXL	768.10	200	378
320MXL	812.80	450	400
326MXL	829.06	450	408
339MXL	861.57	450	424
358MXL	910.34	450	448
362MXL	919.48	450	453
370MXL	940.00	450	463
378MXL	959.10	450	472
B498MXL	1011.94	440	498
403MXL	1024.13	450	504

Type	Pitch Length (mm)	Sleeve Width (mm)	Teeth No.
418MXL	1060.70	440	522
425MXL	1078.99	450	531
437MXL	1110.00	450	546
B548MXL	1112.52	450	548
456MXL	1158.24	450	570
466MXL	1184.66	200	583
480MXL	1219.20	200	600
488MXL	1239.52	450	610
518MXL	1316.74	200	648
544MXL	1381.76	450	680
600MXL	1524.00	200	750
608MXL	1544.32	450	760
640MXL	1625.60	450	800
764MXL	1940.56	450	955
765MXL	1944.62	450	957
810MXL	2056.38	450	1012
824MXL	2092.96	450	1030
848MXL	2153.92	450	1060
910MXL	2310.38	450	1137
1000MXL	2540.00	450	1250
1141MXL	2897.63	450	1426
1170MXL	2972.82	450	1463
1445MXL	3669.79	450	1806
1500MXL	3810.00	450	1875

Dimension of Synchronous BeltXL



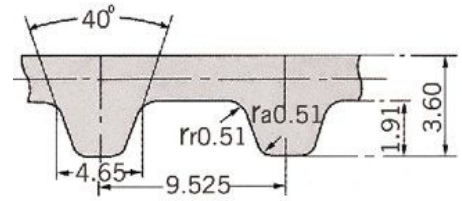
Type	Pitch Length (mm)	Sleeve Width (mm)	Teeth No.
44XL	111.76	100	22
56XL	142.24	160	28
60XL	152.40	200	30
70XL	177.80	200	35
76XL	193.04	200	38
80XL	203.20	200	40
82XL	208.28	200	41
84XL	213.36	200	42
88XL	223.52	200	44
90XL	228.60	200	45
92XL	233.68	100	46
94XL	238.76	200	47
96XL	243.84	200	48
98XL	248.92	450	49
100XL	254.00	450	50
102XL	259.08	450	51
104XL	264.16	450	52
106XL	269.24	450	53
108XL	274.35	200	54
110XL	279.40	450	55
112XL	284.48	450	56
114XL	289.56	200	57
116XL	294.64	450	58
118XL	299.72	450	59
120XL	304.80	450	60
122XL	309.88	450	61
124XL	314.96	450	62
126XL	320.04	450	63
128XL	325.12	450	64
130XL	330.20	200	65
132XL	335.28	200	66
134XL	340.36	450	67
136XL	345.44	450	68

Type	Pitch Length (mm)	Sleeve Width (mm)	Teeth No.
138XL	350.52	450	69
140XL	355.60	450	70
142XL	360.68	450	71
144XL	365.76	450	72
146XL	370.84	450	73
148XL	375.92	450	74
150XL	381.00	450	75
152XL	386.08	450	76
154XL	391.16	450	77
156XL	396.24	450	78
160XL	406.40	450	80
162XL	411.48	450	81
164XL	416.56	450	82
166XL	421.64	200	83
168XL	426.72	450	84
170XL	431.80	450	85
172XL	436.88	450	86
176XL	447.04	450	88
178XL	452.12	450	89
180XL	457.20	450	90
182XL	462.28	450	91
184XL	467.36	450	92
188XL	477.52	450	94
190XL	482.60	450	95
192XL	487.68	450	96
194XL	492.76	450	97
196XL	497.84	450	98
198XL	502.92	450	99
200XL	508.00	200	100
202XL	513.08	450	101
206XL	523.24	450	103
208XL	528.32	450	104
210XL	533.40	450	105

Type	Pitch Length (mm)	Sleeve Width (mm)	Teeth No.
212XL	538.48	450	106
214XL	543.56	450	107
218XL	553.72	450	109
220XL	558.80	450	110
226XL	574.04	450	113
228XL	579.13	450	114
230XL	584.20	450	115
234XL	594.36	450	117
236XL	599.44	450	118
240XL	609.60	450	120
248XL	629.92	160	124
250XL	635.00	450	125
256XL	650.24	450	128
260XL	660.40	450	130
270XL	685.80	450	135
274XL	695.96	450	137
276XL	701.04	200	138
280XL	711.20	450	140
282XL	716.28	200	141
286XL	726.44	450	143
290XL	736.60	200	145
300XL	762.00	200	150
304XL	772.16	450	152
310XL	787.40	450	155
316XL	802.64	450	158
320XL	812.80	450	160
326XL	828.04	450	163
330XL	838.20	450	165
336XL	853.44	450	168
340XL	863.60	450	170
344XL	873.76	450	172
348XL	883.92	200	174
352XL	894.08	450	176
356XL	904.24	450	178
360XL	914.40	450	180
362XL	919.48	450	181
364XL	924.56	200	182
370XL	939.80	450	185
372XL	944.88	450	186
376XL	955.40	200	188
380XL	965.20	450	190
384XL	975.36	450	192
390XL	990.60	450	195
400XL	1016.00	200	200

Type	Pitch Length (mm)	Sleeve Width (mm)	Teeth No.
412XL	1046.48	450	206
414XL	1051.56	450	207
424XL	1076.90	450	212
430XL	1092.20	450	215
432XL	1097.28	450	216
450XL	1143.00	450	225
460XL	1168.40	200	230
490XL	1244.60	450	245
514XL	1305.56	450	257
564XL	1432.56	450	282
574XL	1457.96	450	287
580XL	1473.20	450	290
612XL	1554.48	200	306
630XL	1600.20	200	315
670XL	1701.80	200	335
710XL	1803.40	450	355
720XL	1822.88	200	360
788XL	2001.52	450	394
860XL	2184.40	450	430
1032XL	2621.28	450	516
1300XL	3302.00	450	650
1494XL	3794.76	450	747
2128XL	5405.12	200	1064

Dimension of Synchronous Belt L

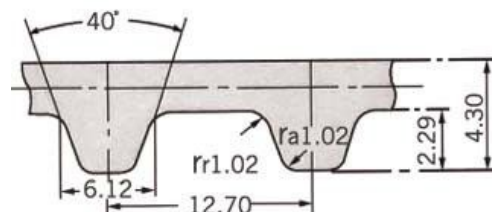


Type	Pitch Length (mm)	Sleeve Width (mm)	Teeth No.
67L	170.18	200	18
98L	247.65	450	26
109L	276.23	80	29
113L	285.75	80	30
124L	314.33	200	33
130L	333.38	450	35
135L	342.90	450	36
143L	361.95	450	38
150L	381.00	450	40
154L	390.53	450	41
158L	400.05	450	42
160L	409.58	450	43
165L	419.10	450	44
169L	429.26	450	45
173L	438.15	450	46
177L	447.68	450	47
180L	457.20	450	48
185L	466.73	450	49
187L	476.25	450	50
191L	485.78	450	51
195L	495.30	450	52
202L	513.08	200	54
203L	514.35	450	54
210L	533.40	450	56
214L	542.93	450	57
217L	552.45	450	58
225L	571.50	450	60
233L	590.55	200	62
240L	609.60	450	64
244L	619.03	450	65
255L	647.70	450	68
258L	655.32	450	69
263L	666.75	450	70
265L	676.28	450	71

Type	Pitch Length (mm)	Sleeve Width (mm)	Teeth No.
270L	685.80	450	72
275L	695.33	450	73
277L	704.85	450	74
281L	714.38	450	75
285L	723.90	450	76
300L	762.00	450	80
304L	771.53	200	81
315L	800.10	450	84
319L	809.63	450	85
322L	819.15	450	86
328L	826.68	200	87
330L	838.20	450	88
334L	847.73	450	89
337L	857.25	450	90
341L	866.78	200	91
345L	876.30	450	92
352L	895.35	200	94
360L	914.40	450	96
367L	933.45	450	98
371L	942.98	200	99
375L	952.50	450	100
382L	971.55	200	102
387L	981.08	200	103
390L	990.60	450	104
394L	1000.13	200	105
397L	1009.65	200	106
405L	1028.70	450	108
408L	1036.23	200	109
412L	1047.75	200	110
420L	1066.80	450	112
427L	1085.85	450	114
435L	1104.90	190	116
439L	1115.06	450	117
442L	1123.95	200	118

Type	Pitch Length (mm)	Sleeve Width (mm)	Teeth No.
450L	1143.00	450	120
453L	1152.53	200	121
461L	1170.94	450	123
465L	1181.10	450	124
480L	1219.20	450	128
495L	1257.30	450	132
510L	1295.40	450	136
518L	1315.72	450	138
525L	1333.50	200	140
540L	1371.60	450	144
548L	1390.65	180	146
555L	1409.70	200	148
570L	1447.80	200	152
574L	1457.33	450	153
581L	1475.74	450	155
585L	1485.90	250	156
600L	1524.00	450	160
619L	1572.26	450	165
620L	1574.80	450	165
630L	1600.20	450	168
634L	1610.36	450	169
660L	1676.40	450	176
694L	1762.13	200	185
697L	1770.38	450	186
701L	1780.54	450	187
720L	1828.80	250	192
728L	1847.85	190	194
731L	1857.39	450	195
765L	1943.10	250	204
840L	2133.60	450	224
863L	2190.73	190	230
870L	2209.80	450	232
881L	2238.38	450	235
900L	2286.00	450	240
915L	2324.10	450	244
934L	2372.36	450	249
980L	2489.20	450	261
1028L	2609.85	450	274
1148L	2914.65	450	306
1192L	3028.95	450	318
1406L	3571.88	450	375
1418L	3600.45	450	378
1675L	4257.68	450	447
1988L	5048.25	200	530

Dimension of Synchronous BeltH



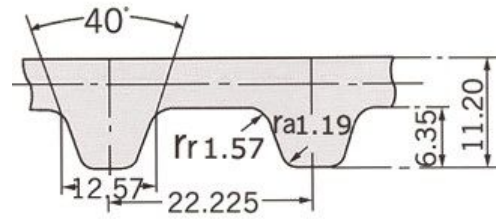
Type	Pitch Length (mm)	Sleeve Width (mm)	Teeth No.
145H	368.30	450	29
185H	469.90	450	37
200H	508.00	450	40
205H	520.70	450	41
210H	533.40	450	42
220H	558.80	450	44
225H	571.50	450	45
230H	584.20	450	46
240H	609.60	450	48
245H	622.30	450	49
250H	635.00	450	50
255H	647.70	450	51
260H	660.40	450	52
270H	685.80	450	54
280H	711.20	450	56
285H	723.90	450	57
290H	736.60	450	58
300H	762.00	450	60
310H	787.40	450	62
315H	800.10	450	63
320H	812.80	450	64
325H	825.50	450	65
330H	838.20	450	66
335H	850.90	450	67
340H	863.60	450	68
345H	876.30	450	69
350H	889.00	450	70
355H	910.70	450	71
360H	914.40	450	72
365H	927.10	450	73
370H	939.80	200	74
375H	952.50	450	75
380H	965.20	450	76

Type	Pitch Length (mm)	Sleeve Width (mm)	Teeth No.
390H	990.60	450	78
395H	1003.30	210	79
400H	1016.00	450	80
405H	1028.70	450	81
410H	1041.40	450	82
420H	1066.80	450	84
425H	1079.50	450	85
430H	1092.20	450	86
440H	1117.60	450	88
445H	1130.30	200	89
450H	1143.00	450	90
455H	1155.70	450	91
460H	1168.40	450	92
465H	1181.10	450	93
470H	1193.80	250	94
480H	1219.20	450	96
485H	1231.90	450	97
490H	1244.60	450	98
500H	1270.00	450	100
510H	1295.40	450	102
515H	1308.10	450	103
520H	1320.80	180	104
525H	1333.50	200	105
530H	1346.20	450	106
540H	1371.60	450	108
550H	1397.00	450	110
560H	1422.40	450	112
565H	1435.10	200	113
570H	1447.80	450	114
580H	1473.20	450	116
585H	1485.90	450	117
590H	1498.60	450	118
600H	1524.00	450	120

Type	Pitch Length (mm)	Sleeve Width (mm)	Teeth No.
605H	1536.70	200	121
625H	1587.50	450	125
630H	1600.20	450	126
640H	1625.60	450	128
650H	1651.00	450	130
660H	1676.40	450	132
670H	1701.80	450	134
680H	1727.20	180	136
690H	1752.60	450	138
695H	1765.30	450	139
700H	1778.00	450	140
710H	1803.40	200	142
720H	1828.80	450	144
725H	1841.50	450	145
730H	1854.20	450	146
740H	1879.60	450	148
750H	1905.00	450	150
770H	1955.80	450	154
775H	1968.50	450	155
785H	1993.90	200	157
800H	2032.00	450	160
810H	2057.40	200	162
820H	2082.80	450	164
830H	2108.20	450	166
840H	2133.60	220	168
850H	2159.00	450	170
860H	2184.40	250	172
880H	2235.20	200	176
900H	2286.00	450	180
930H	2362.20	450	186
950H	2413.00	450	190
960H	2438.40	450	192
980H	2489.20	450	196
985H	2501.90	450	197
1000H	2540.00	450	200
1020H	2590.80	200	204
1050H	2667.00	450	210
1085H	2755.90	250	217
1100H	2794.00	450	220
1120H	2844.80	450	224
1130H	2870.20	200	226
1140H	2895.60	200	228
1150H	2921.00	450	230
1170H	2941.80	450	234

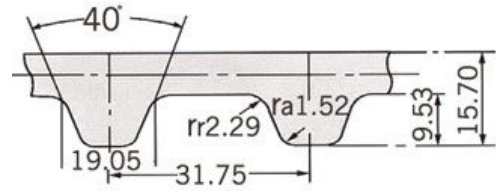
Type	Pitch Length (mm)	Sleeve Width (mm)	Teeth No.
1175H	2984.50	450	235
1200H	3048.00	450	240
1250H	3175.00	450	250
1260H	3200.40	450	252
1270H	3225.80	250	254
1325H	3365.50	450	265
1350H	3429.00	450	270
1360H	3454.40	440	272
1380H	3505.20	450	276
1400H	3556.00	440	280
1440H	3657.00	430	288
1450H	3683.00	250	290
1500H	3810.00	440	300
1510H	3835.40	440	302
1535H	3898.90	440	307
1550H	3937.00	440	310
1560H	3962.40	440	312
1600H	4064.00	440	320
1630H	4140.20	440	326
1660H	4216.40	440	332
1680H	4267.20	440	336
1700H	4318.00	440	340
1765H	4483.10	440	353
1855H	4711.70	250	371
2010H	5105.40	430	402
2100H	5334.00	430	420
2200H	5588.00	240	440
2360H	5994.40	440	472
2500H	6350.00	440	500
2680H	6807.20	440	536

Dimension of synchronous beltXH



Type	Pitch Length (mm)	Sleeve Width (mm)	Teeth No.
463XH	1177.93	240	53
507XH	1287.78	190	58
508XH	1289.05	200	58
560XH	1422.40	430	64
570XH	1444.63	430	65
580XH	1466.85	200	66
604XH	1533.53	430	69
630XH	1600.20	430	72
700XH	1778.00	430	80
735XH	1866.90	220	84
752XH	1911.35	430	86
770XH	1955.80	430	88
800XH	2022.48	430	91
805XH	2044.70	430	92
840XH	2133.60	430	96
850XH	2159.00	430	97
901XH	2288.54	430	103
919XH	2333.63	430	105
927XH	2354.58	420	106
980XH	2489.20	430	112
1000XH	2533.65	250	114
1120XH	2844.80	430	128
1260XH	3200.40	430	144
1400XH	3556.00	430	160
1540XH	3911.60	200	176
1575XH	4000.50	250	160
1750XH	4445.00	430	200
1873XH	4756.15	250	214
2275XH	5778.50	430	260

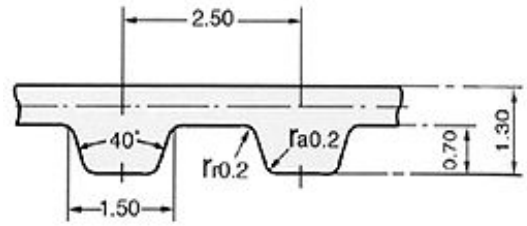
Dimension of synchronous belt XXH



Type	Pitch Length (mm)	Sleeve Width (mm)	Teeth No.
625XXH	1588.00	430	50
650XXH	1651.00	430	52
700XXH	1778.00	430	56
800XXH	2032.00	430	64
900XXH	2286.00	300	72
950XXH	2413.00	240	76
1000XX	2540.00	430	80
1050XX	2667.00	430	84
1200XX	3048.00	430	96
1250XX	3175.00	430	100
1400XX	3556.00	220	112
1563XX	3968.75	230	125
1600XX	4064.00	430	128
1700XX	4318.00	230	136
1800XX	4572.00	430	144
1925XX	4889.50	430	154
2000XX	5080.00	430	160
625XXH	1588.00	430	50
650XXH	1651.00	430	52
700XXH	1778.00	430	56
800XXH	2032.00	430	64
900XXH	2286.00	300	72
950XXH	2413.00	240	76
1000XX	2540.00	430	80
1050XX	2667.00	430	84
1200XXH	3048.00	430	96
1250XXH	3175.00	430	100
1400XXH	3556.00	220	112
1563XXH	3968.75	230	125
1600XXH	4064.00	430	128
1700XXH	4318.00	230	136
1800XXH	4572.00	430	144
1925XXH	4889.50	430	154

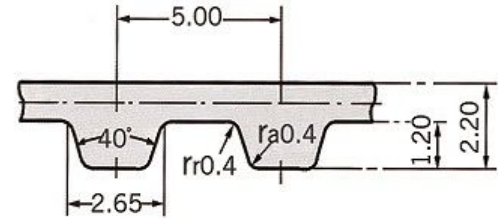
Type	Pitch Length (mm)	Sleeve Width (mm)	Teeth No.
2000XXH	5080.00	430	160

Dimension of Synchronous Belt T2.5



Type	Pitch Length (mm)	Sleeve Width (mm)	Teeth No.
T2.5×102.5	102.50	100	41
T2.5×120	120.00	100	48
T2.5×145	145.00	160	58
T2.5×150	150.00	160	60
T2.5×160	160.00	200	64
T2.5×165	165.00	200	66
T2.5×170	170.00	200	68
T2.5×177.5	177.50	100	71
T2.5×187.5	187.50	200	75
T2.5×200	200.00	100	80
T2.5×230	230.00	200	92
T2.5×245	245.00	100	98
T2.5×265	265.00	200	106
T2.5×285	285.00	100	114
T2.5×300	300.00	100	120
T2.5×317.5	317.50	450	127
T2.5×330	330.00	450	132
T2.5×335	335.00	100	134
T2.5×350	350.00	450	140
T2.5×380	380.00	450	152
T2.5×410	410.00	200	164
T2.5×420	420.00	450	168
T2.5×470	470.00	450	188
T2.5×480	480.00	450	192
T2.5×500	500.00	450	200
T2.5×540	540.00	450	216
T2.5×620	620.00	160	248
T2.5×635	635.00	450	254
T2.5×690	690.00	450	276
T2.5×705	705.00	450	282
T2.5×787.5	787.50	450	315
T2.5×975	975.00	450	390
T2.5×1095	1095.00	450	438
T2.5×1127.5	1127.50	450	451

Dimension of Synchronous Belt T 5



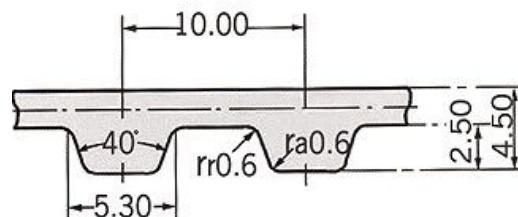
Type	Pitch Length (mm)	Sleeve Width (mm)	Teeth No.
T5×115	115.00	50	23
T5×150	150.00	60	30
T5×165	165.00	60	33
T5×185	185.00	60	37
T5×190	190.00	200	38
T5×200	200.00	80	40
T5×210	210.00	200	42
T5×215	215.00	100	43
T5×220	220.00	200	44
T5×225	225.00	200	45
T5×240	240.00	200	48
T5×250	250.00	60	50
T5×255	255.00	200	51
T5×260	260.00	200	52
T5×270	270.00	450	54
T5×275	275.00	450	55
T5×280	280.00	450	56
T5×295	295.00	450	59
T5×300	300.00	450	60
T5×305	305.00	450	61
T5×310	310.00	450	62
T5×325	325.00	450	65
T5×330	330.00	450	66
T5×340	340.00	450	68
T5×350	350.00	450	70
T5×355	355.00	450	71
T5×365	365.00	450	73
T5×375	375.00	200	75
T5×390	390.00	450	78
T5×400	400.00	450	80
T5×410	410.00	450	82
T5×420	420.00	450	84
T5×450	450.00	450	90
T5×455	455.00	450	91

Type	Pitch Length (mm)	Sleeve Width (mm)	Teeth No.
T5×475	475.00	450	95
T5×480	480.00	450	96
T5×500	500.00	200	100
T5×505	505.00	450	101
T5×510	510.00	160	102
T5×525	525.00	200	105
T5×540	540.00	450	108
T5×545	545.00	160	109
T5×550	550.00	450	110
T5×560	560.00	450	112
T5×570	570.00	450	114
T5×575	575.00	160	115
T5×590	590.00		
T5×600	600.00	160	120
T5×610	610.00	160	122
T5×620	620.00	200	124
T5×630	630.00	160	126
T5×635	635.00	450	127
T5×650	650.00	450	130
T5×665	665.00	450	133
T5×675	675.00	160	135
T5×685	685.00	160	137
T5×690	690.00	120	138
T5×700	700.00	160	140
T5×710	710.00	450	142
T5×720	720.00	100	144
T5×725	725.00	450	145
T5×740	740.00	200	148
T5×750	750.00	220	150
T5×780	780.00	160	156
T5×800	800.00	160	160
T5×805	805.00	450	161
T5×810	810.00	160	162
T5×815	815.00	450	163

Type	Pitch Length (mm)	Sleeve Width (mm)	Teeth No.
T5×815	815.00	450	163
T5×840	840.00	450	168
T5×850	850.00	450	170
T5×860	860.00	160	172
T5×885	885.00	450	177
T5×900	900.00	200	180
T5×910	910.00	450	182
T5×940	940.00	200	188
T5×990	990.00	150	198
T5×995	995.00	450	199
T5×1000	1000.00	200	200
T5×1020	1020.00	450	204
T5×1030	1030.00	450	206
T5×1045	1045.00	450	209
T5×1050	1050.00	200	210
T5×1060	1060.00	450	212
T5×1075	1075.00	150	215
T5×1100	1100.00	200	220
T5×1120	1120.00	450	224
T5×1140	1140.00	450	228
T5×1200	1200.00	450	240
T5×1215	1215.00	160	243
T5×1260	1260.00	450	252
T5×1270	1270.00	450	254
T5×1300	1300.00	450	260
T5×1380	1380.00	440	276
T5×1390	1390.00	450	278
T5×1415	1415.00	450	283
T5×1520	1520.00	450	304
T5×1630	1630.00	450	326
T5×1740	1740.00	450	348
T5×1760	176.00	450	352
T5×1800	1800.00	200	360
T5×1880	1880.00	450	376
T5×1900	1900.00	450	380
T5×1940	1940.00	450	388
T5×1960	1960.00	200	392
T5×2120	2120.00	450	424
T5×2220	2220.00	250	444
T5×2260	2260.00	450	452
T5×2280	2280.00	450	456
T5 x 2850	2850.00	440	570
T5×3060	3060.00	450	612
T5×3255	3255.00	250	651

Type	Pitch Length (mm)	Sleeve Width (mm)	Teeth No.
T5×3290	3290.00	450	658
T5×3540	3540.00	450	708
T5×3750	3750.00	450	750
T5×4075	4075.00	450	815
T5×3290	3290.00	450	658
T5×3540	3540.00	450	708
T5×3750	3750.00	450	750
T5×4075	4075.00	450	815

Dimension of Synchronous Belt T10



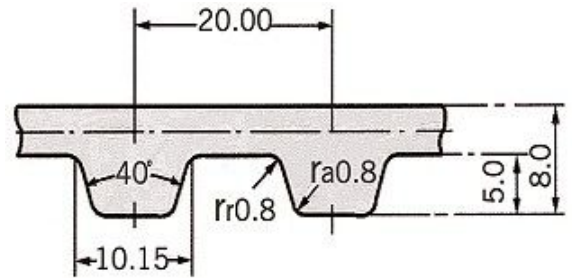
Type	Pitch Length (mm)	Sleeve Width (mm)	Teeth No.
T10×260	260.00	160	26
T10×320	320.00	200	32
T10×340	340.00	200	34
T10×370	370.00	450	37
T10×400	400.00	450	40
T10×410	410.00	450	41
T10×440	440.00	450	44
T10×450	450.00	450	45
T10×460	460.00	450	46
T10×480	480.00	450	48
T10×500	500.00	450	50
T10×530	530.00	450	53
T10×540	540.00	140	54
T10×550	550.00	450	55
T10×560	560.00	450	56
T10×580	580.00	450	58
T10×600	600.00	450	60
T10×610	610.00	160	61
T10×630	630.00	450	63
T10×650	650.00	450	65
T10×660	660.00	450	66
T10 x 690	690.00	450	69
T10×700	700.00	160	70
T10×720	720.00	450	72
T10×730	730.00	200	73
T10×750	750.00	160	75
T10×770	770.00	200	77
T10×780	780.00	450	78
T10×800	800.00	450	80
T10×810	810.00	450	81
T10×840	840.00	140	84
T10×850	850.00	200	85
T10×880	880.00	200	88

Type	Pitch Length (mm)	Sleeve Width (mm)	Teeth No.
T10×890	890.00	160	89
T10×900	900.00	450	90
T10×910	910.00	450	91
T10×920	920.00	450	92
T10×950	950.00	190	95
T10×960	960.00	150	96
T10×970	970.00	200	97
T10×980	980.00	200	98
T10×1000	1000.00	450	100
T10×1010	1010.00	200	101
T10 x 1030	1030.00	450	103
T10×1040	1040.00	450	104
T10×1050	1050.00	200	105
T10×1080	1080.00	200	108
T10×1100	1100.00	200	110
T10×1110	1110.00	450	111
T10×1140	1140.00	200	114
T10×1150	1150.00	200	115
T10×1200	1200.00	200	120
T10×1210	1210.00	450	121
T10×1240	1240.00	450	124
T10×1250	1250.00	450	125
T10×1260	1260.00	200	126
T10×1280	1280.00	200	128
T10×1300	1300.00	200	130
T10×1320	1320.00	450	132
T10×1350	1350.00	450	135
T10×1390	1390.00	200	139
T10×1400	1400.00	200	140
T10×1420	1420.00	200	142
T10×1440	1440.00	450	144
T10×1450	1450.00	200	145
T10×1460	1460.00	200	146

Type	Pitch Length (mm)	Sleeve Width (mm)	Teeth No.
T10×1480	1480.00	250	148
T10×1500	1500.00	450	150
T10×1520	1520.00	200	152
T10×1560	1560.00	200	156
T10×1600	1600.00	200	160
T10×1610	1610.00	200	161
T10×1640	1640.00	180	164
T10×1690	1690.00	250	169
T10×1700	1700.00	200	170
T10×1750	1750.00	450	175
T10×1780	1780.00	200	178
T10×1800	1800.00	200	180
T10×1860	1860.00	250	186
T10×1880	1880.00	180	188
T10×1960	1960.00	450	196
T10×1980	1980.00	450	198
T10×2020	2020.00	450	202
T10×2080	2080.00	200	208
T10×2090	2090.00	200	209
T10×2100	2100.00	200	210
T10×2200	2200.00	200	220
T10×2250	2250.00	200	225
T10×2270	2270.00	200	227
T10×2300	2300.00	200	230
T10×2340	2340.00	450	234
T10×2360	2360.00	200	236
T10×2380	2380.00	200	238
T10×2430	2430.00	450	243
T10×2480	2480.00	450	248
T10×2500	2500.00	200	250
T10×2540	2540.00	450	254
T10×2590	2590.00	200	259
T10×2600	2600.00	450	260
T10×2700	2700.00	450	270
T10×2610	2610.00	250	261
T10×2650	2650.00	150	265
T10×2800	2800.00	450	280
T10×2880	2880.00	250	288
T10×3000	3000.00	250	300
T10×3040	3040.00	450	304
T10×3100	3100.00	450	310
T10×3230	3230.00	450	323
T10×3300	3300.00	200	330

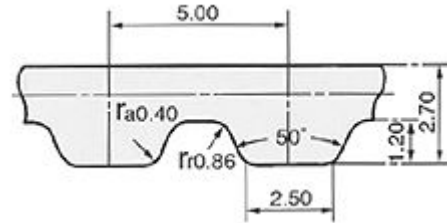
Type	Pitch Length (mm)	Sleeve Width (mm)	Teeth No.
T10×3340	3340.00	450	334
T10×3500	3500.00	250	350
T10×3600	3600.00	250	360
T10×3680	3680.00	250	368
T10×3870	3870.00	250	387
T10×4040	4040.00	250	404
T10×4280	4280.00	450	428
T10×4680	4680.00	250	468
T10×5060	5060.00	250	506
T10×5360	5360.00	250	536
T10×5670	5670.00	250	567
T10×6000	6000.00	450	600
T10×6290	6290.00	250	629
T10×7000	7000.00	250	700
T10×7050	7050.00	250	705

Dimension of Synchronous Belt T20



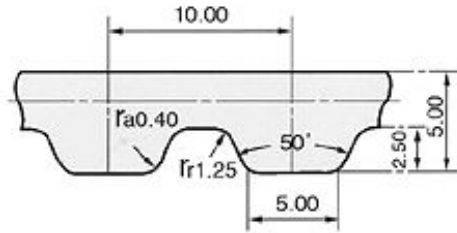
Type	Pitch Length (mm)	Sleeve Width (mm)	Teeth No.
T20×1180	1180.00	250	59
T20×1220	1220.00	250	61
T20×1240	1240.00	190	62
T20×1260	1260.00	250	63
T20×1280	1280.00	190	64
T20×1460	1460.00	250	73
T20×1680	1680.00	250	84
T20×1700	1700.00	240	85
T20×1780	1780.00	280	89
T20×1880	1880.00	240	94
T20×2040	2040.00	240	102
T20×2200	2200.00	240	110
T20×2240	2240.00	240	112
T20×2600	2600.00	240	130
T20×2720	2720.00	240	136
T20×2740	2740.00	220	137
T20×2760	2760.00	200	138
T20×3100	3100.00	450	155
T20×3620	3620.00	240	181
T20×4760	4760.00	240	238
T20×5000	5000.00	200	250

Dimension of Synchronous Belt AT5



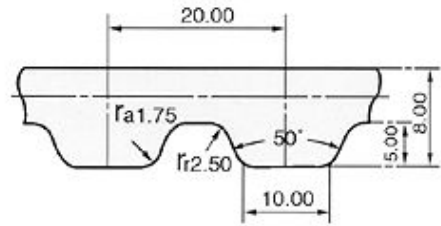
Type	Pitch Length (mm)	Sleeve Width (mm)	Teeth No.
AT5×225	225.00		45
AT5×255	255.00		51
AT5×280	280.00		56
AT5×300	300.00	450	60
AT5×305	305.00	450	61
AT5×340	340.00	450	68
AT5×375	375.00		65
AT5×390	390.00	160	78
AT5×420	420.00	450	84
AT5 x 545	545.00	450	109
AT5×455	455.00	450	91
AT5×500	500.00		100
AT5×545	545.00		109
AT5×600	600.00	200	120
AT5×610	610.00		122
AT5×630	630.00	450	126
AT5×660	660.00	450	132
AT5 x690	690.00	420	138
AT5×710	710.00		142
AT5×750	750.00	450	150
AT5×780	780.00		156
AT5×825	825.00		165
AT5×975	975.00	450	195
AT5×1050	1050.00		210
AT5×1125	1125.00	200	225
AT5×1520	1520.00	440	304

Dimension of Synchronous Belt AT10



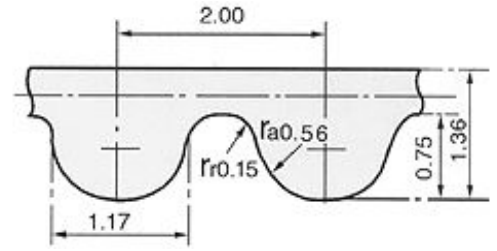
Type	Pitch Length (mm)	Sleeve Width (mm)	Teeth No.
AT10×500	500.00	450	50
AT10×560	560.00	450	56
AT10×580	580.00	450	58
AT10×660	660.00	450	66
AT10×730	730.00	450	73
AT10×840	840.00	450	84
AT10×920	920.00	450	92
AT10×960	960.00	200	96
AT10×1010	1010.00	200	101
AT10×1150	1150.00	450	115
AT10×1210	1210.00	200	121
AT10×1240	1240.00	450	124
AT10×1250	1250.00	450	125
AT10×1280	1280.00	200	128
AT10×1320	1320.00	450	132
AT10×1500	1500.00	450	150
AT10X161	1610.00	450	161
AT10×1800	1800.00	250	180
AT10×1940	1940.00	450	194
AT10×2000	2000.00	250	200
AT10x225	2250.00	450	225
AT10×2590	2590.00	450	259
AT10×2880	2880.00	450	288
AT10×3080	3080.00	450	308
AT10×3150	3150.00	250	315
AT10×3340	3340.00	450	334
AT10×4030	4030.00	370	403

Dimension of Synchronous Belt AT20



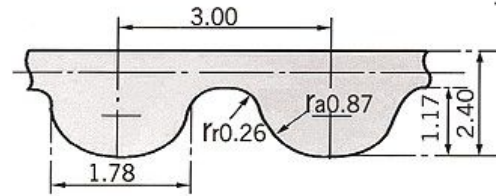
Type	Pitch Length (mm)	Sleeve Width (mm)	Teeth No.
AT20×1000	1000.00	450	50
AT20×1080	1080.00		54
AT20×1100	1100.00	450	55
AT20×1240	1240.00		62
AT20×1280	1280.00		64
AT20×1320	1320.00		66
AT20×1460	1460.00		73
AT20×1700	1700.00	250	85
AT20×1780	1780.00		89
AT20×1880	1880.00		94
AT20×1900	1900.00	250	95
AT20×2360	2360.00	250	118
AT20×2600	2600.00		130
AT20×2760	2760.00		138
AT20×3100	3100.00		155
AT20×3620	3620.00		181
AT20×4760	4760.00		238
AT20×7600	7600.00		380

Dimension of Synchronous BeltHTD-2M



Type	Pitch Length (mm)	Sleeve Width (mm)	Teeth No.
98-2M	98.00	160	49
100-2M	100.00	160	50
102-2M	102.00	160	51
112-2M	112.00	160	56
130-2M	130.00	200	65
132-2M	132.00	160	66
154-2M	154.00	200	77
162-2M	162.00	160	81
176-2M	176.00	160	88
180-2M	180.00	200	90
194-2M	194.00	200	97
208-2M	208.00	200	104
210-2M	210.00	200	105
214-2M	214.00	200	107
216-2M	216.00	200	108
250-2M	250.00	200	125
260-2M	260.00	450	130
270-2M	270.00	200	135
336-2M	336.00	450	168
340-2M	340.00	450	170
360-2M	360.00	450	180
388-2M	388.00	450	194
460-2M	460.00	450	230
488-2M	488.00	450	244
494-2M	494.00	450	247
506-2M	506.00	450	253
660-2M	660.00	450	330
750-2M	750.00	450	375

Dimension of Synchronous Belt HTD-3M



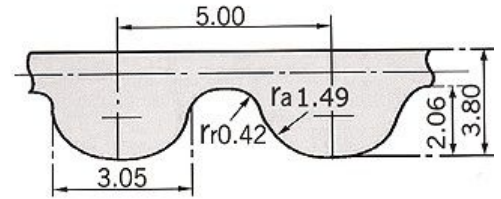
Type	Pitch Length (mm)	Sleeve Width (mm)	Teeth No.
60-3M	60.00	60	20
81-3M	81.00	60	27
87-3M	87.00	160	29
99-3M	99.00	160	33
102-3M	102.00	160	34
111-3M	111.00	160	37
117-3M	117.00	160	39
120-3M	120.00	200	40
126-3M	126.00	160	42
129-3M	129.00	100	43
132-3M	132.00	160	44
138-3M	138.00	160	46
141-3M	141.00	200	47
144-3M	144.00	100	48
150-3M	150.00	150	50
153-3M	153.00	160	51
156-3M	156.00	200	52
159-3M	159.00	200	53
162-3M	162.00	200	54
165-3M	165.00	100	55
168-3M	168.00	160	56
171-3M	171.00	200	57
174-3M	174.00	160	58
177-3M	177.00	200	59
180-3M	180.00	160	60
186-3M	186.00	160	62
189-3M	189.00	160	63
192-3M	192.00	160	64
195-3M	195.00	160	65
198-3M	198.00	200	66
201-3M	201.00	200	67
204-3M	204.00	450	68
207-3M	207.00	200	69
210-3M	210.00	200	70

Type	Pitch Length (mm)	Sleeve Width (mm)	Teeth No.
213-3M	213.00	200	71
222-3M	222.00	200	74
225-3M	225.00	200	75
228-3M	228.00	200	76
234-3M	234.00	200	78
237-3M	237.00	200	79
240-3M	240.00	200	80
246-3M	246.00	200	82
252-3M	252.00	450	84
255-3M	255.00	450	85
264-3M	264.00	450	88
267-3M	267.00	450	89
270-3M	270.00	450	90
276-3M	276.00	450	92
282-3M	282.00	450	94
285-3M	285.00	450	95
288-3M	288.00	450	96
291-3M	291.00	450	97
294-3M	294.00	450	98
300-3M	300.00	450	100
306-3M	306.00	450	102
309-3M	309.00	450	103
312-3M	312.00	450	104
318-3M	318.00	450	106
324-3M	324.00	450	108
327-3M	327.00	450	109
330-3M	330.00	450	110
333-3M	333.00	450	111
336-3M	336.00	450	112
339-3M	339.00	450	113
342-3M	342.00	450	114
345-3M	345.00	100	115
348-3M	348.00	200	116
357-3M	357.00	450	119

Type	Pitch Length (mm)	Sleeve Width (mm)	Teeth No.
360-3M	360.00	450	120
363-3M	363.00	450	121
366-3M	366.00	450	122
375-3M	375.00	450	125
384-3M	384.00	450	128
390-3M	390.00	450	130
393-3M	393.00	450	131
396-3M	396.00	450	132
399-3M	399.00	450	133
420-3M	420.00	450	140
423-3M	423.00	450	141
426-3M	426.00	200	142
447-3M	447.00	450	149
450-3M	450.00	450	150
459-3M	459.00	450	153
462-3M	462.00	450	154
471-3M	471.00	450	157
474-3M	474.00	450	158
477-3M	477.00	450	159
480-3M	480.00	160	160
483-3M	483.00	450	161
486-3M	486.00	450	162
489-3M	489.00	450	163
492-3M	492.00	450	164
495-3M	495.00	450	165
501-3M	501.00	200	167
510-3M	510.00	450	170
513-3M	513.00	450	171
519-3M	519.00	450	173
522-3M	522.00	450	174
531-3M	531.00	450	177
537-3M	537.00	450	179
558-3M	558.00	450	186
564-3M	564.00	200	188
570-3M	570.00	450	190
573-3M	573.00	450	191
576-3M	576.00	450	192
579-3M	579.00	450	193
582-3M	582.00	200	194
597-3M	597.00	450	199
600-3M	600.00	450	200
606-3M	606.00	450	202
609-3M	609.00	450	203

Type	Pitch Length (mm)	Sleeve Width (mm)	Teeth No.
612-3M	612.00	450	204
633-3M	633.00	200	211
639-3M	639.00	450	213
648-3M	648.00	450	216
654-3M	654.00	450	218
657-3M	657.00	450	219
669-3M	669.00	450	223
675-3M	675.00	160	225
684-3M	684.00	450	228
699-3M	699.00	140	233
708-3M	708.00	450	236
711-3M	711.00	200	237
720-3M	720.00	450	240
750-3M	750.00	200	250
753-3M	753.00	450	251
801-3M	801.00	450	267
804-3M	804.00	450	268
813-3M	813.00	140	271
843-3M	843.00	200	281
885-3M	885.00	200	295
939-3M	939.00	200	313
1026-3M	1026.00	440	342
1125-3M	1125.00	200	375
1176-3M	1176.00	450	392
1209-3M	1209.00	450	403
1245-3M	1245.00	190	415
1263-3M	1263.00	200	421
1344-3M	1344.00	200	448
1401-3M	1401.00	200	467
1569-3M	1569.00	440	523
1800-3M	1800.00	450	600
1950-3M	1950.00	450	650
2160-3M	2160.00	450	720
2388-3M	2388.00	450	796
2640-3M	2640.00	450	880
3000-3M	3000.00	450	1000
3210-3M	3210.00	450	1070
3390-3M	3390.00	450	1130
6804-3M	6804.00	450	2268

Dimension of Synchronous Belt HTD-5M



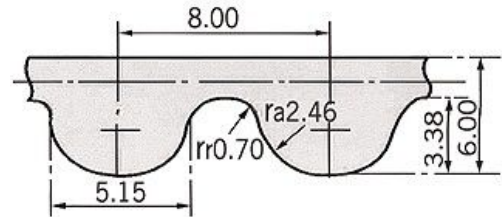
Type	Pitch Length (mm)	Sleeve Width (mm)	Teeth No.
180-5M	180.00	200	36
200-5M	200.00	200	40
210-5M	210.00	200	42
215-5M	215.00	200	43
225-5M	225.00	200	45
235-5M	235.00	200	47
250-5M	250.00	160	50
255-5M	255.00	200	51
265-5M	265.00	450	53
270-5M	270.00	450	54
280-5M	280.00	450	56
285-5M	285.00	450	57
295-5M	295.00	450	59
300-5M	300.00	450	60
305-5M	305.00	450	61
310-5M	310.00	450	62
320-5M	320.00	450	64
325-5M	325.00	450	65
330-5M	330.00	200	66
340-5M	340.00	450	68
345-5M	345.00	450	69
350-5M	350.00	200	70
360-5M	360.00	450	72
365-5M	365.00	450	73
370-5M	370.00	450	74
375-5M	375.00	450	75
380-5M	380.00	450	76
385-5M	385.00	450	77
395-5M	395.00	450	79
400-5M	400.00	450	80
405-5M	405.00	450	81
410-5M	410.00	450	82
420-5M	420.00	450	84
425-5M	425.00	450	85

Type	Pitch Length (mm)	Sleeve Width (mm)	Teeth No.
430-5M	430.00	450	86
440-5M	440.00	450	88
445-5M	445.00	450	89
450-5M	450.00	200	90
460-5M	460.00	450	92
470-5M	470.00	450	94
475-5M	475.00	450	95
480-5M	480.00	450	96
490-5M	490.00	450	98
500-5M	500.00	450	100
505-5M	501.00	450	101
510-5M	510.00	450	102
520-5M	520.00	450	104
525-5M	525.00	450	105
535-5M	535.00	450	107
540-5M	540.00	450	108
550-5M	550.00	450	110
560-5M	560.00	450	112
565-5M	565.00	200	113
570-5M	570.00	450	114
575-5M	575.00	450	115
585-5M	585.00	450	117
590-5M	590.00	450	118
600-5M	600.00	450	120
605-5m	605.00	450	121
610-5M	610.00	450	122
615-5M	615.00	200	123
620-5M	620.00	450	124
625-5M	625.00	200	125
630-5M	630.00	450	126
635-5M	635.00	200	127
640-5M	640.00	450	128
645-5M	645.00	450	129
650-5M	650.00	450	130

Type	Pitch Length (mm)	Sleeve Width (mm)	Teeth No.
655-5M	655.00	450	131
665-5M	665.00	450	133
670-5M	670.00	450	134
675-5M	675.00	450	135
685-5M	685.00	450	137
690-5M	690.00	450	138
695-5M	695.00	450	139
700-5M	700.00	450	140
710-5M	710.00	450	142
715-5M	715.00	450	143
720-5M	720.00	450	144
725-5M	725.00	450	145
740-5M	740.00	450	148
745-5M	745.00	450	149
750-5M	750.00	450	150
755-5M	755.00	220	151
770-5M	770.00	220	154
775-5M	775.00	450	155
780-5M	780.00	450	156
790-5M	790.00	450	158
800-5M	800.00	450	160
810-5M	810.00	450	162
825-5M	825.00	200	165
830-5M	830.00	450	166
835-5M	835.00	450	167
850-5M	850.00	200	170
860-5M	860.00	450	172
870-5M	870.00	450	174
890-5M	890.00	250	178
900-5M	900.00	450	180
920-5M	920.00	450	184
925-5M	925.00	450	185
935-5M	935.00	450	187
950-5M	950.00	450	190
960-5M	960.00	200	192
965-5M	965.00	450	193
975-5M	975.00	450	195
980-5M	980.00	450	196
1000-5M	1000.00	450	200
1025-5M	1025.00	200	205
1035-5M	1035.00	450	207
1050-5M	1050.00	450	210
1100-5M	1100.00	450	220
1125-5M	1125.00	450	225

Type	Pitch Length (mm)	Sleeve Width (mm)	Teeth No.
1350-5M	1350.00	450	270
1375-5M	1375.00	450	275
1400-5M	1400.00	450	280
1420-5M	1420.00	200	284
1455-5M	1455.00	450	291
1500-5M	1500.00	450	300
1595-5M	1595.00	200	319
1690-5M	1690.00	450	338
1700-5M	1700.00	450	340
1730-5M	1730.00	450	346
1790-5M	1790.00	450	358
1800-5M	1800.00	200	360
1870-5M	1870.00	250	374
1895-5M	1895.00	440	379
1945-5M	1945.00	450	389
2000-5M	2000.00	450	400
2050-5M	2050.00	450	410
2100-5M	2100.00	450	420
2160-5M	2160.00	450	432
2250-5M	2250.00	450	450
2350-5M	2350.00	450	470
2370-5M	2370.00	440	474
2460-5M	2460.00	450	492
2525-5M	2525.00	450	505
3025-5M	3025.00	450	605
3060-5M	3060.00	450	612
3255-5M	3255.00	240	651
3430-5M	3430.00	450	686
3660-5M	3660.00	450	732
3750-5M	3750.00	240	750
3770-5M	3770.00	440	754
3800-5M	3800.00	440	760
4260-5M	4260.00	450	852
5300-5M	5300.00	450	1060
7000-5M	7000.00	150	1400

Dimension of Synchronous Belt HTD-8M



Type	Pitch Length (mm)	Sleeve Width (mm)	Teeth No.
184-8M	184.00	200	23
288-8M	288.00	450	36
320-8M	320.00	450	40
328-8M	328.00	200	41
336-8M	336.00	200	42
368-8M	368.00	450	46
376-8M	376.00	450	47
384-8M	384.00	450	48
400-8M	400.00	450	50
408-8M	408.00	450	51
416-8M	416.00	450	52
424-8M	424.00	450	53
440-8M	440.00	450	55
448-8M	448.00	450	56
472-8M	472.00	450	59
480-8M	480.00	450	60
512-8M	512.00	450	64
520-8M	520.00	450	65
536-8M	536.00	450	67
560-8M	560.00	450	70
568-8M	567.00	450	71
576-8M	576.00	450	72
584-8M	584.00	450	73
600-8M	600.00	450	75
608-8M	608.00	450	76
624-8M	624.00	450	78
632-8M	632.00	450	79
640-8M	640.00	450	80
656-8M	656.00	450	82
680-8M	680.00	450	85
688-8M	688.00	450	86
696-8M	696.00	450	87
712-8M	712.00	450	89
720-8M	720.00	450	90

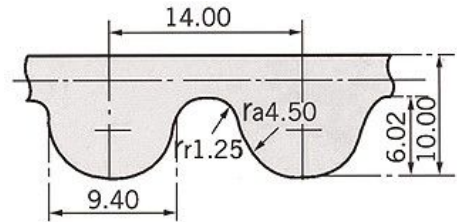
Type	Pitch Length (mm)	Sleeve Width (mm)	Teeth No.
728-8M	728.00	450	91
760-8M	760.00	450	95
776-8M	776.00	450	97
792-8M	792.00	450	99
800-8M	800.00	450	100
816-8M	816.00	450	102
824-8M	824.00	450	103
840-8M	840.00	450	105
848-8M	848.00	450	106
856-8M	856.00	450	107
864-8M	864.00	450	108
872-8M	872.00	450	109
880-8M	880.00	450	110
896-8M	896.00	450	112
920-8M	920.00	450	115
928-8M	928.00	450	116
936-8M	936.00	450	117
944-8M	944.00	450	118
952-8M	952.00	450	119
960-8M	960.00	450	120
968-8M	968.00	450	121
976-8M	976.00	450	122
1000-8M	1000.00	450	125
1016-8M	1016.00	450	127
1040-8M	1040.00	450	130
1056-8M	1056.00	450	132
1064-8M	1064.00	450	133
1080-8M	1080.00	450	135
1088-8M	1088.00	450	136
1104-8M	1104.00	450	138
1112-8M	1112.00	450	139
1120-8M	1120.00	450	140
1128-8M	1128.00	450	141
1136-8M	1136.00	450	142

Type	Pitch Length (mm)	Sleeve Width (mm)	Teeth No.
1152-8M	1152.00	450	144
1160-8M	1160.00	450	145
1168-8M	1168.00	450	146
1184-8M	1184.00	450	148
1192-8M	1192.00	450	149
1200-8M	1200.00	450	150
1216-8M	1216.00	450	152
1224-8M	1224.00	450	153
1248-8M	1248.00	450	156
1256-8M	1256.00	450	157
1264-8M	1264.00	450	158
1272-8M	1272.00	450	159
1280-8M	1280.00	450	160
1304-8M	1304.00	450	163
1312-8M	1312.00	450	164
1320-8M	1320.00	450	165
1328-8M	1328.00	450	166
1344-8M	1344.00	450	168
1360-8M	1360.00	450	170
1376-8M	1376.00	450	172
1392-8M	1392.00	450	174
1400-8M	1400.00	450	175
1416-8M	1416.00	450	177
1424-8M	1424.00	450	178
1440-8M	1440.00	450	180
1456-8M	1456.00	450	182
1464-8M	1464.00	450	183
1480-8M	1480.00	450	185
1512-8M	1512.00	450	189
1520-8M	1520.00	450	190
1536-8M	1536.00	450	192
1552-8M	1552.00	450	194
1560-8M	1560.00	450	195
1576-8M	1576.00	450	197
1600-8M	1600.00	450	200
1648-8M	1648.00	450	206
1680-8M	1680.00	450	210
1696-8M	1696.00	420	212
1728-8M	1728.00	450	216
1760-8M	1760.00	450	220
1784-8M	1760.00	450	223
1792-8M	1792.00	450	224
1800-8M	1800.00	450	225
1856-8M	1856.00	450	232

Type	Pitch Length (mm)	Sleeve Width (mm)	Teeth No.
1896-8M	1896.00	450	237
1904-8M	1904.00	450	238
1920-8M	1920.00	450	240
1936-8M	1936.00	450	242
1952-8M	1952.00	450	244
2000-8M	2000.00	450	250
2080-8M	2080.00	450	260
2096-8M	2096.00	450	262
2104-8M	2104.00	450	263
2136-8M	2136.00	450	267
2160-8M	2160.00	450	270
2208-8M	2208.00	450	276
2240-8M	2240.00	450	280
2248-8M	2248.00	450	281
2272-8M	2272.00	450	284
2304-8M	2304.00	450	288
2328-8M	2328.00	450	291
2392-8M	2392.00	450	299
2400-8M	2400.00	450	300
2504-8M	2504.00	450	313
2600-8M	2600.00	450	325
2736-8M	2736.00	450	342
2800-8M	2800.00	450	350
3048-8M	3048.00	450	381
3120-8M	3120.00	450	390
3168-8M	3168.00	250	396
3200-8M	3200.00	200	400
3280-8M	3280.00	450	410
3400-8M	3400.00	450	425
3600-8M	3600.00	250	450
3720-8M	3720.00	440	465
3864-8M	3864.00	440	483
4000-8M	4000.00	440	500
4200-8M	4200.00	440	525
4400-8M	4400.00	200	550
5120-8M	5120.00	240	640
5600-8M	5600.00	440	700
5960-8M	5960.00	240	745
6600-8M	6600.00	200	825
6880-8M	6880.00	440	860

Dimension of Synchronous Belt

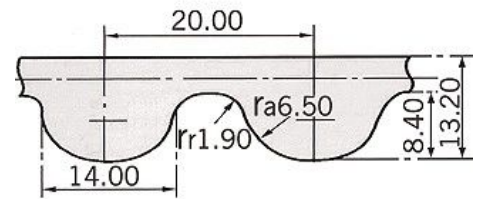
HTD-14M



Type	Pitch Length (mm)	Sleeve Width (mm)	Teeth No.
966-14M	966.00	440	69
1036-14M	1036.00	200	74
1064-14M	1064.00	440	76
1092-14M	1092.00	440	78
1120-14M	1120.00	240	80
1148-14M	1148.00	440	82
1190-14M	1190.00	440	85
1246-14M	1246.00	440	89
1260-14M	1260.00	440	90
1288-14M	1288.00	440	92
1316-14M	1316.00	440	94
1344-14M	1344.00	440	96
1400-14M	1400.00	440	100
1414-14M	1414.00	440	101
1442-14M	1442.00	440	103
1456-14M	1456.00	440	104
1470-14M	1470.00	440	105
1484-14M	1484.00	440	106
1512-14M	1512.00	440	108
1540-14M	1540.00	440	110
1568-14M	1568.00	440	112
1610-14M	1610.00	440	115
1652-14M	1652.00	440	118
1750-14M	1750.00	440	125
1764-14M	1764.00	440	126
1778-14M	1778.00	440	127
1806-14M	1806.00	240	129
1820-14M	1820.00	440	130
1890-14M	1890.00	440	135
1932-14M	1932.00	440	138
1946-14M	1946.00	440	139
1960-14M	1960.00	440	140
2002-14M	2002.00	440	143
2100-14M	2100.00	440	150

Type	Pitch Length (mm)	Sleeve Width (mm)	Teeth No.
2240-14M	2240.00	200	160
2310-14M	2310.00	440	165
2450-14M	2450.00	440	175
2590-14M	2590.00	440	185
2800-14M	2800.00	440	200
3108-14M	3108.00	240	222
3150-14M	3150.00	430	225
3304-14M	3304.00	430	236
3360-14M	3360.00	430	240
3500-14M	3500.00	430	250
3850-14M	3850.00	430	275
4326-14M	4326.00	180	309
4536-14M	4536.00	430	324
4578-14M	4578.00	220	327
4760-14M	4760.00	220	340
4956-14M	4956.00	430	354
5040-14M	5040.00	430	360
6160-14M	6160.00	430	440
6860-14M	6860.00	430	490

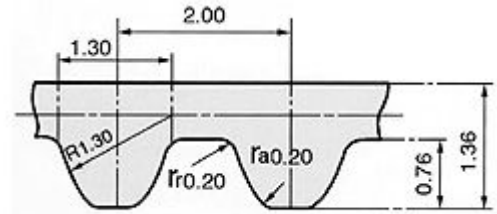
Dimension of Synchronous Belt HTD-20M



Type	Pitch Length (mm)	Sleeve Width (mm)	Teeth No.
2000-20M	2000.00	430	100
2140-20M	2140.00	430	107
2500-20M	2500.00	430	125
3200-20M	3200.00	250	160
3220-20M	3220.00	250	161
3400-20M	3400.00	430	170
4200-20M	4200.00	330	210
4600-20M	4600.00	430	230
5000-20M	5000.00	450	250
5200-20M	5200.00	430	300
5500-20M	5500.00	430	275
6000-20M	6000.00	430	300
6560-20M	6560.00	430	328

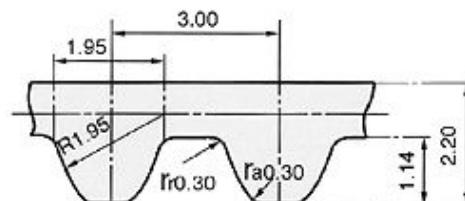
Dimension of Synchronous Belt

STPD/STS-S2M



Type	Pitch Length (mm)	Sleeve Width (mm)	Teeth No.
S2M-60	60.00	60	30
S2M-80	80.00	160	40
S2M-96	96.00	100	48
S2M-110	110.00	100	55
S2M-120	120.00	160	60
S2M-128	128.00	160	64
S2M-130	130.00	200	65
S2M-132	132.00	160	66
S2M-134	134.00	200	67
S2M-138	138.00	160	69
S2M-146	146.00	160	73
S2M-152	152.00	200	76
S2M-158	158.00		79
S2M-160	160.00	200	80
S2M-168	168.00	200	84
S2M-180	180.00	200	90
S2M-182	182.00	160	91
S2M-184	184.00	200	92
S2M-186	186.00	200	93
S2M-192	192.00	200	96
S2M-194	194.00	160	97
S2M-200	200.00	200	100
S2M-202	202.00	200	101
S2M-204	204.00	200	102
S2M-224	224.00	200	112
S2M-234	234.00	200	117
S2M-236	236.00	200	118
S2M-240	240.00	200	120
S2M-250	250.00	200	125
S2M-264	264.00	450	132
S2M-288	288.00	450	144
S2M-494	494.00	450	247
S2M-3000	3000.00	450	1500
S2M-3700	3700.00	450	1850

Dimension of Synchronous Belt STPD/STS-S3M



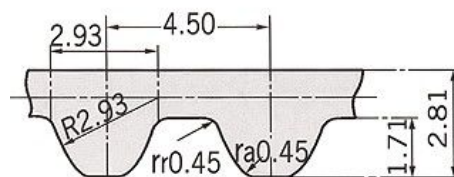
Type	Pitch Length (mm)	Sleeve Width (mm)	Teeth No.
S3M-120	120.00	100	40
S3M-129	129.00	160	43
S3M-144	144.00	160	48
S3M-150	150.00	160	50
S3M-156	156.00	200	52
S3M-162	162.00	200	54
S3M-165	165.00	160	55
S3M-171	171.00	200	57
S3M-174	174.00	150	58
S3M-177	177.00	200	59
S3M-180	180.00	200	60
S3M-186	186.00	200	62
S3M-189	189.00	200	63
S3M-192	192.00	200	64
S3M-201	201.00	200	67
S3M-204	204.00	200	68
S3M-207	207.00	200	69
S3M-210	210.00	200	70
S3M-213	213.00	200	71
S3M-219	219.00	200	73
S3M-222	222.00	200	74
S3M-225	225.00	200	75
S3M-231	231.00	200	77
S3M-234	234.00	200	78
S3M-237	237.00	450	79
S3M-240	240.00	200	80
S3M-246	246.00	450	82
S3M-249	249.00	200	83
S3M-252	252.00	450	84
S3M-255	255.00	450	85
S3M-264	264.00	450	88
S3M-267	267.00	450	89
S3M-276	276.00	100	92
S3M-288	288.00	450	96

Type	Pitch Length (mm)	Sleeve Width (mm)	Teeth No.
S3M-291	291.00	450	97
S3M-294	294.00	450	98
S3M-297	297.00	450	99
S3M-300	300.00	450	100
S3M-312	312.00	450	104
S3M-318	318.00	450	106
S3M-321	321.00	450	107
S3M-327	327.00	450	109
S3M-333	333.00	450	111
S3M-339	339.00	200	113
S3M-345	345.00	450	115
S3M-351	351.00	450	117
S3M-357	357.00	450	119
S3M-360	360.00	450	120
S3M-363	363.00	450	121
S3M-369	369.00	450	123
S3M-384	384.00	450	128
S3M-405	405.00	450	135
S3M-408	408.00	160	136
S3M-420	420.00	450	140
S3M-432	462.00	450	144
S3M-447	447.00	200	149
S3M-453	453.00	450	151
S3M-459	459.00		153
S3M-468	468.00	450	156
S3M-486	486.00	450	162
S3M-501	501.00	450	167
S3M-504	504.00	450	168
S3M-507	507.00	450	169
S3M-537	537.00	450	179
S3M-564	564.00	450	188
S3M-573	573.00	450	191
S3M-585	585.00	200	195
S3M-597	597.00	200	199

Type	Pitch Length (mm)	Sleeve Width (mm)	Teeth No.
S3M-600	600.00		200
S3M-606	606.00	450	202
S3M-621	621.00	450	207
S3M-633	633.00	200	211
S3M-636	636.00	200	212
S3M-651	651.00	450	217
S3M-657	657.00	450	219
S3M-660	660.00	200	220
S3M-666	666.00	450	222
S3M-681	681.00		227
S3M-690	690.00	450	230
S3M-699	699.00	450	233
S3M-714	714.00	200	238
S3M-750	750.00	450	240
S3M-765	765.00		255
S3M-789	789.00		263
S3M-804	804.00		268
S3M-810	810.00		270
S3M-894	894.00	450	298
S3M-900	900.00		300
S3M-1005	1005.00		335
S3M-1050	1050.00	450	350
S3M-1125	1125.00	450	375
S3M-1260	1260.00		420
S3M-1422	1422.00	450	474
S3M-1596	1596.00	450	532
S3M-1800	1800.00		600
S3M-4395	4395.00	450	1465
S3M-4704	4704.00	450	1568
S3M-6510	6510.00	450	2170
S3M-666	666.00	450	222
S3M-681	681.00		227
S3M-690	690.00	450	230
S3M-699	699.00	450	233
S3M-714	714.00	200	238
S3M-750	750.00	450	240
S3M-765	765.00		255
S3M-789	789.00		263
S3M-804	804.00		268
S3M-810	810.00		270
S3M-894	894.00	450	298
S3M-900	900.00		300
S3M-1005	1005.00		335

Type	Pitch Length (mm)	Sleeve Width (mm)	Teeth No.
S3M-1050	1050.00	450	350
S3M-1125	1125.00	450	375
S3M-1260	1260.00		420
S3M-1422	1422.00	450	474
S3M-1596	1596.00	450	532
S3M-1800	1800.00		600
S3M-4395	4395.00	450	1465
S3M-4704	4704.00	450	1568
S3M-6510	6510.00	450	2170

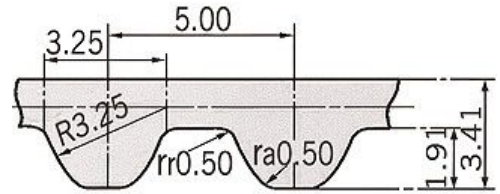
Dimension of synchronous belt STPD/STS-S4.5



Type	Pitch Length (mm)	Sleeve Width (mm)	Teeth No.
S4.5M-162	162.00		36
S4.5M-180	180.00	100	40
S4.5M-198	198.00		44
S4.5M-203	203.00		45
S4.5M-225	225.00		50
S4.5M-239	239.00	200	53
S4.5M-252	252.00	200	56
S4.5M-275	275.00	200	61
S4.5M-279	279.00	200	62
S4.5M-284	284.00	200	63
S4.5M-297	297.00	200	66
S4.5M-315	315.00	120	70
S4.5M-329	329.00		73
S4.5M-333	333.00	450	74
S4.5M-338	338.00	200	75
S4.5M-342	342.00	450	76
S4.5M-347	347.00		77
S4.5M-351	351.00	450	78
S4.5M-360	360.00	160	80
S4.5M-369	369.00	450	82
S4.5M-382	382.00	450	84
S4.5M-387	387.00		86
S4.5M-396	396.00	450	88
S4.5M-414	414.00	450	92
S4.5M-437	437.00	100	97
S4.5M-441	441.00		98
S4.5M-450	450.00	450	100
S4.5M-468	468.00		104
S4.5M-486	486.00	450	108
S4.5M-491	491.00		109
S4.5M-504	504.00	450	112
S4.5M-518	518.00		115
S4.5M-558	558.00	450	124
S4.5M-563	563.00	200	125

Type	Pitch Length (mm)	Sleeve Width (mm)	Teeth No.
S4.5M-567	567.00		126
S4.5M-612	612.00		136
S4.5M-617	617.00		137
S4.5M-630	630.00		140
S4.5M-653	653.00	450	145
S4.5M-675	675.00		150
S4.5M-711	711.00	450	158
S4.5M-801	801.00		178
S4.5M-864	864.00	450	192
S4.5M-905	905.00	450	201
S4.5M-1031	1031.00		229

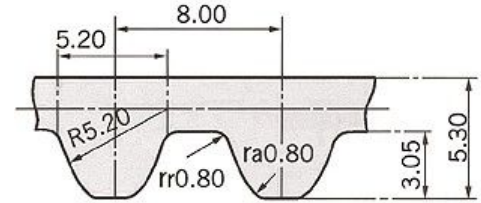
Dimension of Synchronous Belt STPD/STS-S5M



Type	Pitch Length (mm)	Sleeve Width (mm)	Teeth No.
S5M-150	150.00	160	30
S5M-200	200.00	200	40
S5M-255	255.00	200	51
S5M-285	285.00	450	57
S5M-295	295.00	200	59
S5M-320	320.00	450	64
S5M-325	325.00	200	65
S5M-345	345.00	450	69
S5M-350	350.00	450	70
S5M-375	375.00	450	75
S5M-390	390.00	450	78
S5M-400	400.00	450	80
S5M-410	410.00	450	82
S5M-425	425.00	450	85
S5M-435	435.00	450	87
S5M-450	450.00	450	90
S5M-475	475.00	450	95
S5M-490	490.00	450	98
S5M-500	500.00	450	100
S5M-520	520.00	450	104
S5M-525	525.00	450	105
S5M-560	560.00	450	112
S5M-575	575.00	450	115
S5M-600	600.00		120
S5M-625	625.00	450	125
S5M-650	650.00	450	130
S5M-665	665.00	450	133
S5M-670	670.00	450	134
S5M-675	675.00		135
S5M-700	700.00	450	140
S5M-750	750.00	450	150
S5M-765	765.00	450	153
S5M-775	775.00	450	155
S5M-780	780.00	450	156

Type	Pitch Length (mm)	Sleeve Width (mm)	Teeth No.
S5M-800	800.00	450	160
S5M-810	810.00	450	162
S5M-825	825.00	450	165
S5M-830	830.00	450	166
S5M-850	850.00	450	170
S5M-900	900.00	450	180
S5M-935	935.00	450	187
S5M-950	950.00	450	190
S5M-975	975.00	450	195
S5M-1000	1000.00	450	200
S5M-1050	1050.00	450	210
S5M-1125	1125.00		225
S5M-1225	1225.00	450	245
S5M-1270	1270.00	450	254
S5M-1350	1350.00		270
S5M-1420	1420.00		284
S5M-1800	1800.00	250	360
S5M-2000	2000.00	450	400
S5M-2350	2350.00	450	470
S5M-4000	4000.00	450	800

Dimension of Synchronous Belt STPD/STS-S8M

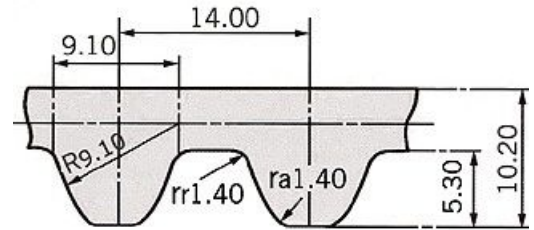


Type	Pitch Length (mm)	Sleeve Width (mm)	Teeth No.
S8M-376	376	450	47
S8M-384	384	450	48
S8M-392	392	450	49
S8M-440	440	450	55
S8M-480	480	450	60
S8M-496	496	450	62
S8M-512	512	450	64
S8M-520	520	450	65
S8M-528	528	450	66
S8M-560	560	450	70
S8M-584	584	450	73
S8M-600	600	450	75
S8M-632	632	450	79
S8M-640	640	450	80
S8M-656	656	450	82
S8M-680	680	450	85
S8M-688	688	450	86
S8M-712	712	450	89
S8M-720	720	450	90
S8M-760	760	450	95
S8M-768	768	450	96
S8M-784	784	450	98
S8M-800	800	450	100
S8M-824	824	450	103
S8M-840	840	450	105
S8M-848	848	200	106
S8M-864	864	450	108
S8M-880	880	450	110
S8M-896	896	450	112
S8M-912	912	450	114
S8M-920	920	450	115
S8M-944	944	200	118
S8M-960	960	450	120

Type	Pitch Length (mm)	Sleeve Width (mm)	Teeth No.
S8M-976	976	450	122
S8M-984	984	450	123
S8M-1000	1000	450	125
S8M-1032	1032	450	129
S8M-1040	1040	200	130
S8M-1056	1056	450	132
S8M-1064	1064	450	133
S8M-1080	1080	450	135
S8M-1096	1096	450	137
S8M-1104	1104	450	138
S8M-1120	1120	450	140
S8M-1152	1152	450	144
S8M-1136	1136	450	142
S8M-1160	1160	200	145
S8M-1168	1168	450	146
S8M-1184	1184	450	148
S8M-1192	1192	450	149
S8M-1200	1200	450	150
S8M-1208	1208	450	151
S8M-1216	1216	450	152
S8M-1224	1224	450	153
S8M-1240	1240	450	155
S8M-1248	1248	450	156
S8M-1256	1256	450	157
S8M-1264	1264	450	158
S8M-1280	1280	200	160
S8M-1296	1296	450	162
S8M-1304	1304	450	163
S8M-1312	1312	450	164
S8M-1320	1320	450	165
S8M-1344	1344	450	168
S8M-1352	1352	450	169
S8M-1360	1360	450	170

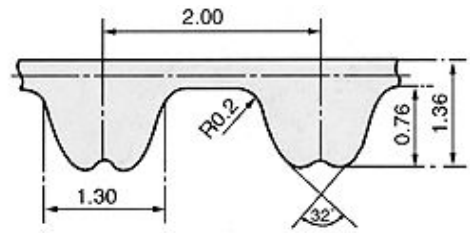
Dimension of Synchronous Belt

STPD/STS-S14M



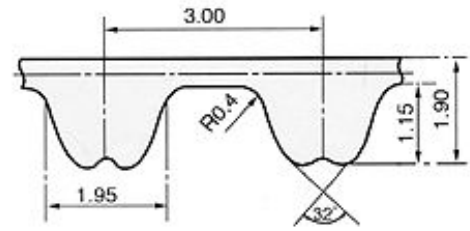
Type	Pitch Length (mm)	Sleeve Width (mm)	Teeth No.
S14M-	714.00	440	51
S14M-	1008.00	440	72
S14M-	1036.00	440	74
S14M-	1120.00	440	80
S14M-	1190.00	440	85
S14M-	1246.00	440	89
S14M-	1400.00	440	100
S14M-	1540.00	440	110
S14M-	1610.00	440	115
S14M-	1624.00	440	116
S14M-	1652.00	440	118
S14M-	1750.00	440	125
S14M-	1806.00	440	129
S14M-	1890.00	440	135
S14M-	1904.00		136
S14M-	1960.00	240	140
S14M-	2002.00	440	143
S14M-	2100.00	440	150
S14M-	2198.00	440	157
S14M-	2240.00	440	160
S14M-	2310.00		165
S14M-	2380.00	440	170
S14M-	2450.00	440	175
S14M-	2506.00		179
S14M-	2590.00	440	185
S14M-	2660.00	440	190
S14M-	2800.00	440	200
S14M-	2814.00	440	201
S14M-	3150.00	430	225
S14M-	3500.00	430	250
S14M-	3556.00		254
S14M-	3850.00	430	275
S14M-	4004.00	430	286

Dimension of Synchronous Belt RPP/HPPD-2M



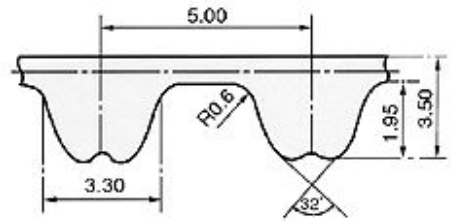
Type	Pitch Length (mm)	Sleeve Width (mm)	Teeth No.
RPP2M-	112.00	100	56
RPP2M-	132.00	160	66
RPP2M-	200.00	160	100
RPP2M-	210.00	200	105
RPP2M-	236.00	100	118
RPP2M-	364.00	450	182
RPP2M-	448.00	450	224
RPP2M-	530.00	450	265

Dimension of Synchronous Belt RPP/HPPD-3M



Type	Pitch Length (mm)	Sleeve Width (mm)	Teeth No.
RPP3M-174	174.00	200	58
RPP3M-177	177.00	160	59
RPP3M-201	201.00	200	67
RPP3M-210	210.00	200	70
RPP3M-225	225.00	200	75
RPP3M-240	240.00	200	80
RPP3M-264	264.00	450	88
RPP3M-267	267.00	200	89
RPP3M-270	270.00	450	90
RPP3M-354	354.00	450	118
RPP3M-360	360.00	450	120
RPP3M-420	420.00	450	140
RPP3M-447	447.00	450	149
RPP3M-459	459.00	440	153
RPP3M-474	474.00	450	158
RPP3M-522	522.00	450	174
RPP3M-531	531.00	450	177

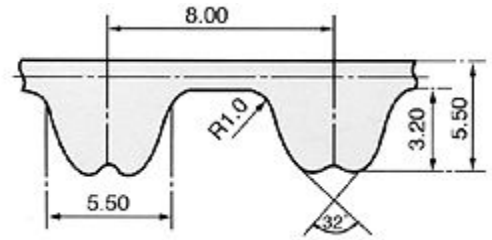
Dimension of Synchronous Belt RPP/HPPD-5M



Type	Pitch Length (mm)	Sleeve Width (mm)	Teeth No.
RPP5M-300	300.00	450	60
RPP5M-370	370.00	450	74
RPP5M-345	345.00	450	69
RPP5M-400	400.00	450	80
RPP5M-420	420.00	450	84
RPP5M-450	450.00	450	90
RPP5M-475	475.00	450	95
RPP5M-500	500.00	450	100
RPP5M-525	525.00	450	105
RPP5M-550	550.00	450	110
RPP5M-635	635.00	450	127
RPP5M-670	670.00	450	134
RPP5M-710	710.00	450	142
RPP5M-755	755.00	450	151
RPP5M-780	780.00	450	156
RPP5M-960	960.00	450	192
RPP5M-1100	1100.00	450	220

Dimension of Synchronous Belt

RPP/HPPD-8M



Type	Pitch Length (mm)	Sleeve Width (mm)	Teeth No.
RPP8M-376	376.00	450	47
RPP8M-440	440.00	450	55
RPP8M-480	480.00	450	60
RPP8M-512	512.00	450	64
RPP8M-560	560.00	450	70
RPP8M-600	600.00	450	75
RPP8M-632	632.00	450	79
RPP8M-640	640.00	450	80
RPP8M-760	760.00	450	95
RPP8M-800	800.00	450	100
RPP8M-880	880.00	450	110
RPP8M-856	856.00	450	107
RPP8M-960	960.00	450	120
RPP8M-	1000.00	440	125
RPP8M-	1040.00	450	130
RPP8M-	1080.00	450	135
RPP8M-	1120.00	450	140
RPP8M-	1200.00	450	150
RPP8M-	1352.00	450	169
RPP8M-	1440.00	450	180
RPP8M-	1600.00	450	200
RPP8M-	1760.00	450	220
RPP8M-	1800.00	450	225
RPP8M-	2032.00	450	254
RPP8M-	2104.00	450	263

Double-Sided Timing Belt



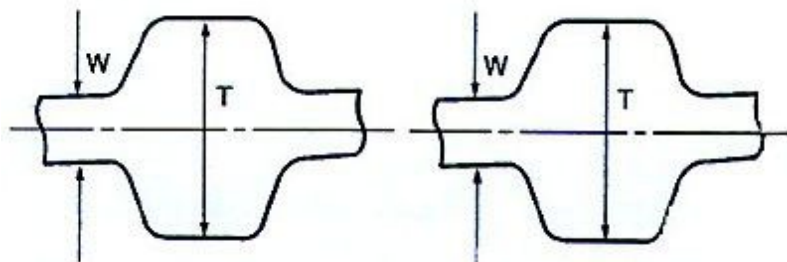

The double-sided pitch synchronous belt and tooth profile equivalent to a single tooth and tooth belt pitch.



Double teeth with tooth by the synchronous belt arrangement standards can be divided into two types;

DA-duplex synchronous belt tooth, a tooth with its two symmetrical arrangement, see Figure (a)

DB-duplex synchronous belt gear, with its two locations with staggered teeth were, see Figure (b)



Total Height of Double Sided Timing Belt

Type	W	T	Size	Pitch Length (mm)	Teeth No.
D-MXL	0.508	1.53			
D-XL	0.508	3.05	196XL—1970XL	497.84—5003.8	98—985
D-L	0.762	4.58	203L—1988L	514.35—5048.25	54—530
D-H	1.372	5.95	670H—2500H	1701.8—6350	124—500
D-XH	2.794	15.49	700XH—2275XH	1778.00—5778.5	80—260
D-XXH	3.048	22.11	700XXH—2625XXH	1778.00—6667.5	56—210
D-T2.5	0.60	2.00	T2.5x500—T2.5x5000	500.00—5000.00	200—2000
D-T5	1.00	3.40	T5x500—T5x7000	500.00—7000.00	100—1400
D-T10	2.00	7.00	T10x500—T10x7050	500.00—7050.00	50—705
D-T20	3.00	13.00	T20x1700—T20x7000	1700.00—7000.00	85—350
D-AT10	2.00	7.00	AT10x500—AT10x7000	500.00—7000.00	50—700
HTD.DA-3M	0.760	3.10	501-3M—5010-3M	501.00—5010.00	167—1670
HTD.DA-5M	1.143	5.26	500-5M—7000-5M	500.00—7000.00	50—1400
HTD.DA-8M	1.372	8.17	512-8M—6880-8M	512—6880	64—860
HTD.DA-14M	2.80	14.84	1750-14M—6860-14M	1750—6860	125—490
HTD.DA-S8M	1.372	7.48	S8M-512—S8M-6880	512—6880	64—860

The double-sided pitch synchronous belt and tooth profile equivalent to a single tooth and tooth belt pitch.

V-Ribbed Belt

Neoprene (CR) and EPDM rubber (EPDM)

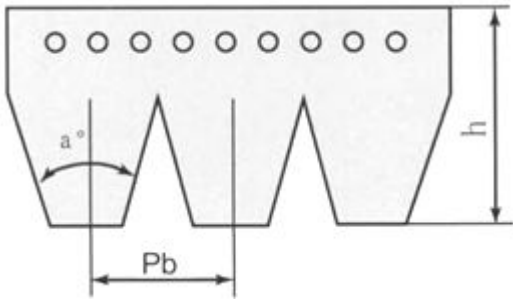
With characters of V belt and flat belts, V-Ribbed belt has soft and tough property as flat belt and tight and effective property as V belt.



Transmission power so high that at the same condition its 30% higher than common V belts. With tight transmission system, at the same transmission power, its occupied space is 25% smaller than common V belt.

Flat and soft belt is suitable not only for transmission of small pulley but also for high-speed transmission with speed of 40m/s, Besides its characteristics as slight vibration, few heat diverge and steady working.

Anti-heat, anti-oil, anti-wearing out few elongation and long life



V-Ribbed Belt

Type	Pb	h	a°	Details
PH	1.6	3	40	Details
PJ	2.34	4	40	Details
PK	3.56	6	40	Details
PL	4.7	10	40	Details
PM	9.4	17	40	

DIMENSION OF RIBBED BELT(PH TYPE)

type	Valid length (mm)	type	Valid length (mm)
PH605	605.00	PH997	997.00
PH607	607.00	PH1015	1015.00
PH617	617.00	PH1019	1019.00
PH621	621.00	PH1040	1040.00
PH627	627.00	PH1044	1044.00
PH631	631.00	PH1049	1049.00
PH639	639.00	PH1072	1072.00
PH641	641.00	PH1082	1082.00
PH647	647.00	PH1087	1087.00
PH661	661.00	PH1092	1092.00
PH673	673.00	PH1104	1104.00
PH675	675.00	PH1113	1113.00
PH677	677.00	PH1117	1117.00
PH681	681.00	PH1127	1127.00
PH702	702.00	PH1156	1156.00
PH704	704.00	PH1171	1171.00
PH720	720.00	PH1178	1178.00
PH753	753.00	PH1197	1197.00
PH757	757.00	PH1217	1217.00
PH771	771.00	PH1244	1244.00
PH778	778.00	PH1257	1257.00
PH791	791.00	PH1278	1278.00
PH797	797.00	PH1282	1282.00
PH802	802.00	PH1291	1291.00
PH810	810.00	PH1316	1316.00
PH833	833.00	PH1332	1332.00
PH848	848.00	PH1382	1382.00
PH850	850.00	PH1387	1387.00
PH864	864.00	PH1408	1408.00
PH877	877.00	PH1423	1423.00
PH886	886.00	PH1447	1447.00
PH889	889.00	PH1477	1477.00
PH894	894.00	PH1480	1480.00
PH898	898.00	PH1524	1524.00
PH943	943.00	PH1552	1552.00
PH952	952.00	PH1561	1561.00
PH962	962.00	PH1583	1583.00
PH966	966.00	PH1601	1601.00
PH977	977.00	PH1646	1646.00

type	Valid length (mm)	type	Valid length (mm)
PH1662	1662.00	PH3477	3477.00
PH1687	1687.00	PH3573	3575.00
PH1700	1700.00	PH3599	3599.00
PH1725	1725.00	PH3687	3687.00
PH1775	1775.00	PH4362	4362.00
PH1813	1813.00	PH4457	4457.00
PH1832	1832.00	PH4504	4504.00
PH1865	1865.00	PH4647	4647.00
PH1890	1890.00	PH4808	4808.00
PH1942	1942.00	PH5378	5378.00
PH1998	1998.00	PH5512	5512.00
PH2017	2017.00	PH5927	5927.00
PH2045	2045.00	PH6028	6028.00
PH2067	2067.00	PH6197	6197.00
PH2097	2097.00	PH6277	6277.00
PH2117	2117.00	PH7057	7057.00
PH2142	2142.00	PH7142	7142.00
PH2196	2196.00		
PH2316	2316.00		
PH2324	2324.00		
PH2377	2377.00		
PH2406	2406.00		
PH2466	2466.00		
PH2576	2576.00		
PH2606	2606.00		
PH2666	2666.00		
PH2756	2756.00		
PH2835	2835.00		
PH2837	2837.00		
PH2846	2846.00		
PH2880	2880.00		
PH2927	2927.00		
PH2941	2941.00		
PH2961	2961.00		
PH3031	3031.00		
PH3087	3087.00		
PH3151	3151.00		
PH3201	3201.00		
PH3417	3417.00		

DIMENSION OF RIBBED BELT(PJ TYPE)

type	Valid length(mm)	type	Validlength (mm)
PJ604	604.00	PJ1071	1071.00
PJ606	606.00	PJ1081	1081.00
PJ616	616.00	PJ1086	1086.00
PJ620	620.00	PJ1086	1086.00
PJ626	626.00	PJ1091	1091.00
PJ630	630.00	PJ1103	1103.00
PJ638	638.00	PJ1112	1112.00
PJ640	640.00	PJ1116	1116.00
PJ646	646.00	PJ1126	1126.00
PJ660	660.00	PJ1155	1155.00
PJ672	672.00	PJ1170	1170.00
PJ674	674.00	PJ1177	1177.00
PJ676	676.00	PJ1196	1196.00
PJ680	680.00	PJ1216	1216.00
PJ701	701.00	PJ1243	1243.00
PJ703	703.00	PJ1256	1256.00
PJ719	719.00	PJ1277	1277.00
PJ752	752.00	PJ1281	1281.00
PJ756	756.00	PJ1290	1290.00
PJ770	770.00	PJ1315	1315.00
PJ777	777.00	PJ1331	1331.00
PJ790	790.00	PJ1381	1381.00
PJ796	796.00	PJ1386	1386.00
PJ801	801.00	PJ1407	1407.00
PJ809	809.00	PJ1422	1422.00
PJ832	832.00	PJ1446	1446.00
PJ847	847.00	PJ1476	1476.00
PJ849	849.00	PJ1479	1479.00
PJ863	863.00	PJ1523	1523.00
PJ876	876.00	PJ1551	1551.00
PJ885	885.00	PJ1560	1560.00
PJ888	888.00	PJ1582	1582.00
PJ893	893.00	PJ1600	1600.00
PJ907	907.00	PJ1645	1645.00
PJ942	942.00	PJ1661	1661.00
PJ951	951.00	PJ1686	1686.00
PJ961	961.00	PJ1699	1699.00
PJ965	965.00	PJ1724	1724.00
PJ976	976.00	PJ1774	1774.00

type	Valid length (mm)	type	Validlength(mm)
PJ996	996.00	PJ4456	4456.00
PJ1014	1014.00	PJ4503	4503.00
PJ1018	1018.00	PJ4646	4646.00
PJ1039	1039.00	PJ4807	4807.00
PJ1043	1043.00	PJ5377	5377.00
PJ1048	1048.00	PJ5511	5511.00
PJ2016	2016.00	PJ5926	5926.00
PJ2044	2044.00	PJ6027	6027.00
PJ2066	2066.00	PJ6196	6196.00
PJ2096	2096.00	PJ6276	6276.00
PJ2116	2116.00	PJ7056	7056.00
PJ2141	2141.00	PJ7141	7141.00
PJ2195	2195.00		
PJ2315	2315.00		
PJ2323	2323.00		
PJ2376	2367.00		
PJ2405	2405.00		
PJ2465	2465.00		
PJ2575	2575.00		
PJ2605	2605.00		
PJ2665	2665.00		
PJ2755	2755.00		
PJ2834	2834.00		
PJ2836	2836.00		
PJ2845	2845.00		
PJ2879	2879.00		
PJ2926	2926.00		
PJ2940	2940.00		
PJ2960	2960.00		
PJ3030	3030.00		
PJ3086	3086.00		
PJ3150	3150.00		
PJ3200	3200.00		
PJ3416	3416.00		
PJ3476	3476.00		
PJ3572	3572.00		
PJ3598	3598.00		
PJ3686	3686.00		
PJ4361	4361.00		

DIMENSION OF RIBBED BELT(PK TYPE)

type	Valid length (mm)	type	Validlength(mm)
PK599	599.00	PK991	991.00
PK601	601.00	PK1009	1009.00
PK611	611.00	PK1013	1013.00
PK615	615.00	PK1034	1034.00
PK621	621.00	PK1038	1038.00
PK625	625.00	PK1043	1043.00
PK633	633.00	PK1066	1066.00
PK636	636.00	PK1076	1076.00
PK641	641.00	PK1081	1081.00
PK655	655.00	PK1086	1086.00
PK667	667.00	PK1098	1098.00
PK669	669.00	PK1107	1107.00
PK671	671.00	PK1111	1111.00
PK675	675.00	PK1121	1121.00
PK696	696.00	PK1150	1150.00
PK698	698.00	PK1165	1165.00
PK714	714.00	PK1172	1172.00
PK747	747.00	PK1191	1191.00
PK751	751.00	PK1211	1211.00
PK765	765.00	PK1238	1238.00
PK772	772.00	PK1251	1251.00
PK785	785.00	PK1272	1272.00
PK791	791.00	PK1276	1276.00
PK796	796.00	PK1285	1285.00
PK804	804.00	PK1310	1310.00
PK827	827.00	PK1326	1326.00
PK842	842.00	PK1376	1376.00
PK844	844.00	PK1381	1381.00
PK858	858.00	PK1402	1402.00
PK871	871.00	PK1417	1417.00
PK880	880.00	PK1441	1441.00
PK883	883.00	PK1471	1471.00
PK888	888.00	PK1474	1474.00
PK892	892.00	PK1518	1518.00
PK937	937.00	PK1546	1546.00
PK946	946.00	PK1555	1555.00
PK956	956.00	PK1577	1577.00
PK960	960.00	PK1595	1595.00
PK971	971.00	PK1640	1640.00

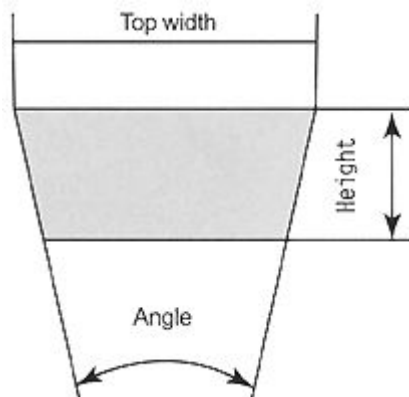
type	Valid length(mm)	type	Validlength(mm)
PK1656	1656.00	PK3195	3195.00
PK1681	1681.00	PK3411	3411.00
PK1694	1694.00	PK3471	3471.00
PK1719	1719.00	PK3567	3567.00
PK1769	1769.00	PK3593	3593.00
PK1807	1807.00	PK3681	3681.00
PK1656	1656.00	PK4356	4356.00
PK1681	1681.00	PK4451	4451.00
PK1826	1826.00	PK4498	4498.00
PK1859	1859.00	PK4641	4641.00
PK1884	1884.00	PK4802	4802.00
PK1936	1936.00	PK5372	5372.00
PK1992	1992.00	PK5506	5506.00
PK2011	2011.00	PK5921	5921.00
PK2039	2039.00	PK6022	6022.00
PK2061	2061.00	PK6191	6191.00
PK2091	2091.00	PK6271	6271.00
PK2111	2111.00	PK7051	7051.00
PK2136	2136.00	PK7136	7136.00
PK2190	2190.00		
PK2310	2310.00		
PK2318	2318.00		
PK2371	2371.00		
PK2400	2400.00		
PK2466	2466.00		
PK2570	2570.00		
PK2600	2600.00		
PK2660	2660.00		
PK2750	2750.00		
PK2829	2829.00		
PK2831	2831.00		
PK2840	2840.00		
PK2874	2874.00		
PK2921	2921.00		
PK2935	2935.00		
PK2955	2955.00		
PK3025	3025.00		
PK3081	3081.00		
PK3145	3145.00		

DIMENSION OF RIBBED BELT(PL TYPE)

type	Valid length(mm)	type	Validlength(mm)
PL587	587.00	PL1054	1054.00
PL589	589.00	PL1064	1064.00
PL599	599.00	PL1069	1069.00
PL603	603.00	PL1074	1074.00
PL609	609.00	PL1086	1086.00
PL613	613.00	PL1095	1095.00
PL621	621.00	PL1099	1099.00
PL623	623.00	PL1109	1109.00
PL629	629.00	PL1138	1138.00
PL643	643.00	PL1153	1153.00
PL655	655.00	PL1160	1160.00
PL657	657.00	PL1179	1179.00
PL659	659.00	PL1199	1199.00
PL663	663.00	PL1226	1226.00
PL684	684.00	PL1239	1239.00
PL686	686.00	PL1260	1260.00
PL702	702.00	PL1264	1264.00
PL735	735.00	PL1273	1273.00
PL739	739.00	PL1298	1298.00
PL753	753.00	PL1314	1314.00
PL760	760.00	PL1364	1364.00
PL773	773.00	PL1369	1369.00
PL779	779.00	PL1390	1390.00
PL784	784.00	PL1405	1405.00
PL792	792.00	PL1429	1429.00
PL815	815.00	PL1459	1459.00
PL830	830.00	PL1462	1462.00
PL832	832.00	PL1506	1506.00
PL846	846.00	PL1534	1534.00
PL859	859.00	PL1543	1543.00
PL868	868.00	PL1565	1565.00
PL871	871.00	PL1583	1583.00
PL876	876.00	PL1628	1628.00
PL880	880.00	PL1644	1644.00
PL925	925.00	PL1669	1669.00
PL934	934.00	PL1682	1682.00
PL944	944.00	PL1707	1707.00
PL948	948.00	PL1757	1757.00

type	Valid length(mm)	type	Validlength (mm)
PL1795	1795.00	PL4344	4344.00
PL1814	1814.00	PL4439	4439.00
PL1847	1847.00	PL4486	4486.00
PL1872	1872.00	PL4629	4629.00
PL1924	1924.00	PL4790	4790.00
PL1980	1980.00	PL5360	5360.00
PL1999	1999.00	PL5494	5494.00
PL2027	2027.00	PL5909	5909.00
PL2049	2049.00	PL6010	6010.00
PL2079	2079.00	PL6179	6179.00
PL2099	2099.00	PL6259	6259.00
PL2124	2124.00	PL7039	7039.00
PL2178	2178.00	PL7124	4641.00
PL2289	2289.00	PL4344	4344.00
PL2306	2306.00	PL4439	4439.00
PL2359	2359.00	PL4486	4486.00
PL2388	2388.00	PL4629	4629.00
PL2448	2448.00	PL4790	4790.00
PL2558	2558.00	PL5360	5360.00
PL2588	2588.00	PL5494	5494.00
PL2648	2648.00	PL5909	5909.00
PL2738	2738.00	PL6010	6010.00
PL2817	2817.00	PL6179	6179.00
PL2819	2819.00	PL6259	6259.00
PL2828	2828.00	PL7039	7039.00
PL2862	2862.00	PL7124	4641.00
PL2909	2909.00	PL4344	4344.00
PL2923	2923.00	PL4439	4439.00
PL1943	2943.00	PL4486	4486.00
PL3013	3013.00	PL4629	4629.00
PL3069	3069.00	PL4790	4790.00
PL3133	3133.00	PL5360	5360.00
PL3183	3183.00	PL5494	5494.00
PL3399	3399.00	PL5909	5909.00
PL3459	3459.00	PL6010	6010.00
PL3555	3555.00	PL6179	6179.00
PL3581	3581.00	PL6259	6259.00
PL3669	3669.00	PL7039	7039.00
		PL7124	4641.00

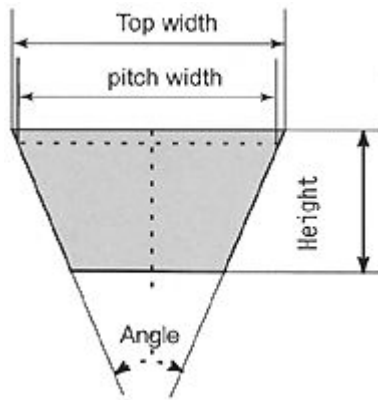
Industrial Use Variable Wide V Belt(Variable Speed Belt)



Type	W16	W20	W25	W31.5	W40	W50	W63	W80	W10
Top Width	16	20	25	31.5	40	50	63	80	10
Height	6	7	8	10	13	16	20	26	32

- Note:** 1. Other types or specification can be made besides the form.
2. Please refer to ["Form of Pitch Length of Variable Speed Belt"](#) for detailed information.

Raw-Edged Common V Belt & Narrow V Belt



Type		Top Width	Pitch Width	Height	Angle
Common V belt	Y	6	5.3	4	40
	Z	10	8.5	6	40
	A	13	11	8	40
	B	17	14	11	40
	C	22	19	14	40
	D	32	27	19	40
	E	38	32	23	40
Narrow V belt	SPZ	10	8	8	40
	SPA	13	11	10	40
	SPB	17	14	14	40
	SPC	22	19	18	40
	3V(9N)	9.5	8.5	8	40
	5V(15N)	16	14.3	13.5	40
	8V(25N)	25.4	23.7	23	40

Note: We can supply belts as clients' sample or designated specification.

Form of Pitch Length of Variable Speed Belt

Height×Length	Height×Length	Height×Length	Height×Length	Height×Length	Height×Length
7×255	8×260	9×264	10×269	11×274	12×279
7×310	8×315	9×319	10×324	11×329	12×334
6×331	7×336	8×341	9×345	10×350	11×355
6×378	7×383	8×388	9×392	10×397	11×402
6×461	7×466	8×471	9×475	10×480	11×485
7×462	8×467	9×471	10×476	11×481	12×486
5×464	6×468	7×473	8×478	9×482	10×487
7×493	8×498	9×502	10×507	11×512	12×517
6×498	7×503	8×508	9×512	10×517	11×522
6×503	7×508	8×513	9×517	10×522	11×527
8×518	9×522	10×527	11×532	12×537	13×540
8×527	9×531	10×536	11×541	12×546	13×550
6×538	7×543	8×548	9×552	10×557	11×562
7×548	8×553	9×557	10×562	11×567	12×572
7×552	8×557	9×561	10×556	11×571	12×576
6×563	7×568	8×573	9×557	10×582	11×587
13×601	14×606	15×611	16×615	17×620	18×625
7×578	8×583	9×587	10×592	11×597	12×602
8×595	9×599	10×604	11×609	12×614	13×618
6×588	7×593	8×598	9×603	10×607	11×612
6×590	7×595	8×600	9×604	10×609	11×614
7×608	8×613	9×617	10×622	11×627	12×632
7×613	8×618	9×622	10×627	11×631	12×637
5×621	6×625	7×630	8×635	9×639	10×644
5×623	6×627	7×632	8×637	9×641	10×646
9×642	10×647	11×652	12×657	13×661	14×666
6×631	7×636	8×641	9×645	10×650	11×655
8×656	9×660	10×665	11×670	12×675	13×679
7×663	8×668	9×679	10×684	11×689	12×687
7×678	9×674	10×679	11×684	12×689	13×693
8×684	9×688	10×693	11×698	12×703	13×707
8×696	9×700	10×705	11×710	12×715	13×719
7×713	8×718	9×722	10×727	11×732	12×737
8×733	9×737	10×742	11×747	12×752	13×756
6×728	7×733	8×738	9×742	10×747	11×752

Height×Length	Height×Length	Height×Length	Height×Length	Height×Length	Height×Length
7×739	8×744	9×748	10×753	11×758	12×763
8×750	9×754	10×759	11×764	12×769	13×773
7×765	8×770	9×774	10×779	11×784	12×789
8×774	9×778	10×783	11×788	12×793	13×797
7×781	8×786	9×790	10×795	11×800	12×805
9×796	10×801	11×806	12×811	13×815	14×820
9×798	10×803	11×808	12×813	13×817	14×822
7×793	8×798	9×803	10×807	11×812	12×817
7×803	8×808	9×812	10×817	11×822	12×827
7×809	8×814	9×818	10×823	11×828	12×833
9×829	10×834	11×839	12×844	13×848	14×853
8×833	9×837	10×842	11×847	12×852	13×856
6×833	7×840	8×843	9×847	10×852	11×857
9×850	10×855	11×860	12×865	13×869	14×874
9×861	10×866	11×871	12×876	13×880	14×885
10×880	11×885	12×890	13×894	14×899	15×904
7×872	8×876	9×881	10×886	11×891	12×896
8×881	9×885	10×890	11×895	12×900	13×844
7×893	8×898	9×902	10×907	11×912	12×917
6×901	7×906	8×911	9×915	10×920	11×925
11×925	12×930	13×934	14×939	15×944	16×948
7×917	8×922	9×926	10×931	11×936	12×941
7×933	8×938	9×942	10×947	11×952	12×957
8×960	9×964	10×969	11×974	12×979	13×983
9×987	10×992	11×997	12×1002	13×1006	14×1011
6×980	7×985	8×990	9×994	10×999	11×1004
8×1013	9×1017	10×1022	11×1027	12×1032	13×1036
11×1062	12×1067	13×1071	14×1076	15×1081	16×1085
7×1059	8×1064	9×1068	10×1073	11×1078	12×1083
6×1058	7×1063	8×1068	9×1072	10×1077	11×1082
10×1104	11×1109	12×1114	13×1118	14×1123	15×1128
6×1106	7×1111	8×1116	9×1120	10×1125	11×1130
12×1172	13×1176	14×1181	15×1186	16×1190	17×1195
7×1153	8×1158	9×1162	10×1167	11×1172	12×1177
13×1241	14×1246	15×1251	16×1255	17×1288	18×1265
7×1269	8×1274	9×1278	10×1283	11×1288	12×1293
6×1273	7×1278	8×1283	9×1287	10×1292	11×1297
7×1290	8×1295	9×1299	10×1304	11×1309	12×1314
9×1312	10×1317	11×1322	12×1327	13×1331	14×1336

Height×Length	Height×Length	Height×Length	Height×Length	Height×Length	Height×Length
13×1345	14×1350	15×1355	16×1359	17×1364	18×1369
9×1347	10×1352	11×1357	12×1362	13×1366	14×1371
11×1394	12×1399	13×1403	14×1408	15×1413	16×1417
9×1394	10×1399	11×1404	12×1409	13×1414	14×1418
9×1442	10×1447	11×1452	12×1457	13×1461	14×1466
15×1515	16×1519	17×1524	18×1529	19×1533	20×1538
12×1509	13×1513	14×1518	15×1523	16×1527	17×1532
8×1506	9×1510	10×1515	11×1520	12×1525	13×1529
13×1566	14×1571	15×1576	16×1580	17×1585	18×1590
16×1580	17×1585	18×1590	19×1594	20×1599	21×1604
10×1552	11×1557	12×1562	13×1566	14×1571	15×1576
7×1536	8×1561	9×1565	10×1570	11×1575	12×1580
11×1590	12×1595	13×1599	14×1604	15×1609	16×1613
18×1685	19×1689	20×1694	21×1699	22×1704	23×1708
13×1671	14×1676	15×1681	13×1685	17×1690	18×1695
11×1722	12×1727	13×1731	14×1736	15×1741	16×1745
14×1770	15×1775	16×1779	17×1784	18×1789	19×1793
17×1833	18×1838	19×1842	20×1847	21×1852	22×1857
9×1814	10×1819	11×1824	12×1829	13×1833	14×1838
14×1866	15×1871	13×1875	17×1880	18×1885	19×1889
9×1899	10×1904	11×1909	12×1914	13×1918	14×1923
6×1888	7×1893	8×1898	9×1902	10×1907	11×1912
17×1977	18×1982	19×1986	20×1991	21×1996	22×2001
13×1964	14×1969	15×1974	16×1978	17×1983	18×1988
16×2000	17×2005	18×2010	19×2014	20×2019	21×2024
7×1988	8×1993	9×1997	10×2002	11×2007	12×2012
13×2031	14×2036	15×2041	16×2045	17×2050	18×2055
21×2169	22×2174	23×2178	24×2183	25×2188	26×2192
17×2267	18×2272	19×2276	20×2281	21×2286	22×2291
14×2284	15×2289	16×2293	17×2298	18×2303	19×2307
14×2448	15×2453	16×2457	17×2462	18×2467	19×2471
16×2610	17×2615	18×2620	19×2624	20×2629	21×2634
13×2597	14×2602	15×2607	16×2611	17×2616	18×2621
13×3164	14×3169	15×3174	16×3178	17×3183	18×3188

Flat Belt



Employing reinforcement with high intensity, slight elongation and anti-wearing out as strong base, high-speed rubber flat belt is characteristic as strong transmission power and anti-wearing out. Employing imported neoprene rubber, with anti-heat, anti-oil, anti-wearing out and long life. Thus it becomes most satisfactory high-speed transmission flat belt.

1mm、1.5mm、2mm、2.5mm、3mm、3.5mm、4mm。

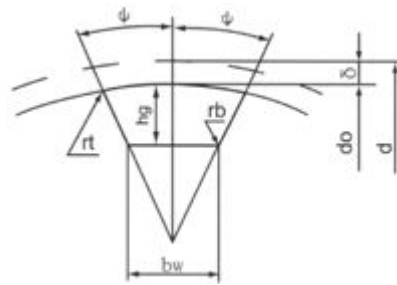
Dimension of Inner Length of Flat Belt

Inner length of Flat Belt							
96	164	175	202	210	226	228	243
246	254	262	272	280	289	296	312
316	323	330	335	341	354	361	363
364	370	379	385	394	396	404	413
415	420	432	446	450	462	472	481
502	508	525	545	556	566	571	575
590	597	604	608	610	620	624	625
630	634	642	644	650	664	676	678
680	684	685	687	705	707	723	756
760	774	781	794	800	805	813	814
830	836	851	853	867	880	889	890
892	897	911	946	955	965	969	980
1000	1018	1022	1043	1047	1052	1075	1085
1090	1095	1107	1116	1120	1131	1159	1174
1181	1200	1220	1247	1260	1281	1285	1294
1319	1335	1385	1555	1586	1564	1604	1649
1665	1690	1703	1728	1778	1816	1835	1868
1893	1945	2001	2020	2048	2070	2078	2100

Pulley



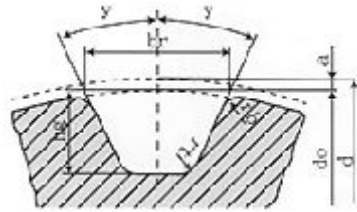
Dimension, Tolerance & Technical Parameters



Dimension & Tolerance of Linear Type Pulley

(mm)

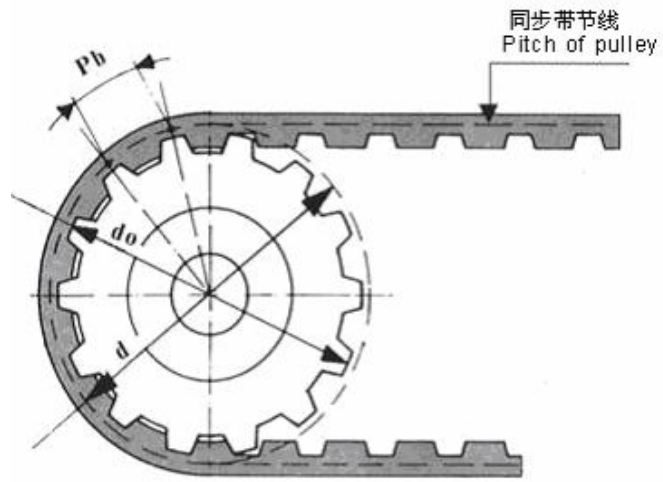
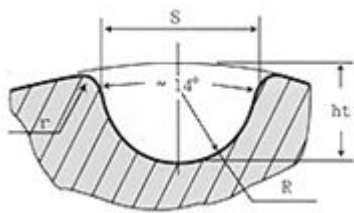
type	bw	hg	$\Psi+1.5^\circ$	rb	rt	2δ	Details
MXL	0.84 ± 0.05	0.69	20	0.35	0.13	0.508	Details
XXL	1.14 ± 0.05	0.84	25	0.35	0.30	0.508	Details
XL	1.32 ± 0.05	1.65	25	0.41	0.64	0.508	Details
L	3.05 ± 0.10	2.67	20	1.19	1.17	0.762	Details
H	4.19 ± 0.13	3.05	20	1.60	1.6	1.372	Details
XH	7.90 ± 0.15	7.14	20	1.98	2.39	2.794	Details
XXH	12.17 ± 0.18	10.31	20	3.96	3.18	3.048	Details



Dimension of T Type Pulley

(mm)

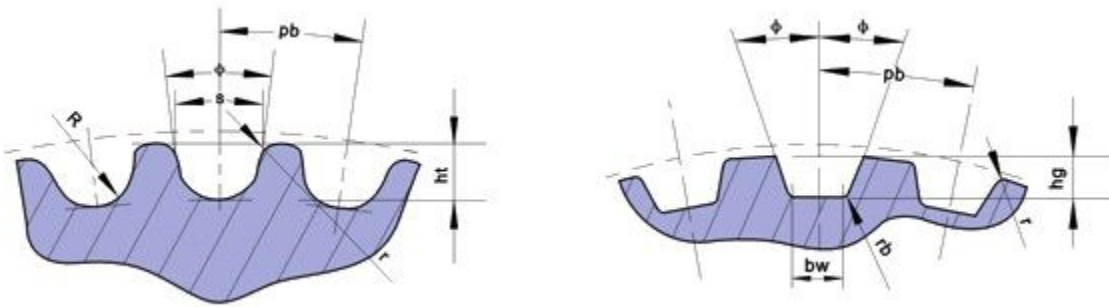
Code	type				type				y grad ±.15°	rb max	rt		2a	Details
	SE br		N br		SE hg		N hg mix	Devia -tion						
		Devia -tion		Devia -tion		Devia -tion					Devia -tion			
T2.5	1.75	+0.05 0	1.83	+0.05 0	0.75	+0.05 0	1	25	0.2	0.3	+0.05 0	0.6	Details	
T5	2.96	+0.05 0	3.32	+0.05 0	1.25	+0.05 0	1.95	25	0.4	0.6	+0.05 0	1	Details	
T10	6.02	+0.1 0	6.57	+0.1 0	2.6	+0.1 0	3.4	25	0.6	0.8	+0.1 0	2	Details	
T20	11.65	+0.15 0	12.6	+0.15 0	5.2	+0.13 0	6	25	0.8	1.2	+0.1 0	3	Details	



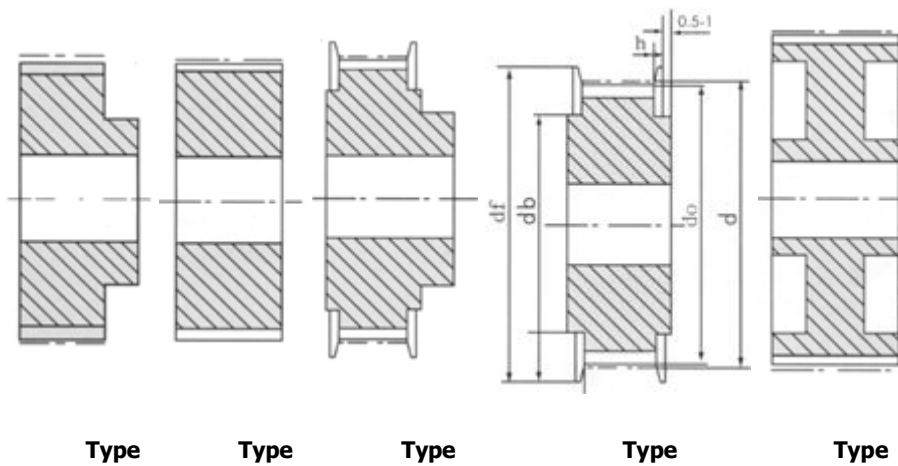
Dimension of HTD Type Pulley

(mm)

Type	pb	ht	R	S	r	Angle	Details
3M	3	1.28	0.91	1.90	0.3	≈14°	Details
5M	5	2.16	0.56	3.25	0.48	≈14°	Details
8M	8	3.54	2.57	5.35	0.8	≈14°	Details
14M	14	6.20	4.65	9.80	1.4	≈14°	Details



Pulley Types



Order Attention

the type of synchronous belt round:

- 1, tooth-size, tolerance and technical parameters
- 2, various models of synchronous belt tooth surface width size table
- 3, ordering notes

Arc Gear types:

- 1) single-cylinder gear circular arc gear and double arc gear.
- 2) single-arc gear contact line intensity ratio under the same conditions involute gear, but bending strength than involute line low.
- 3) arc gear used mainly in the soft or hardened tooth surface, which tends to be used when using Hardened dwarf gear.

Arc gear drive design steps:

- 1) simplify the design: According to the transmission gear transmission power, input

speed, transmission ratio and other conditions to determine center distance, modulus, and other key parameters. If the center distance modulus known, can skip this step.

2) calculate the geometric design: design and the basic parameters of gear, and geometry calculation.

3) Strength Check: The basic parameters established, the precise tooth contact strength and flexural strength tooth root check.

4) Check if the requirements are not satisfied with intensity, can be returned

Arc gear transmission characteristics:

1) pilot arc Gear meshing transmission, value applicable to helical gear, the gear can not be used directly.

2) relative radius of curvature than involute line, contact involute line intensity than high.

3) changes in the center distance than the sensitivity of the involute. Processing, Cutting depth requirements for higher radial displacement does not allow cutting and careful control of assembly error.

Single arc Gear :

The small convex tooth gear tooth profile work outside in the circular section, tooth profile in the center of circle; large concave tooth gear tooth profile work in the Festival Circle, Center in the tooth profile outside the circle section (Figure 2 single arc Gear Transmission meshing). Due to the large gear tooth profile arc radius p_2 slightly larger than the small gear tooth profile radius p_1 , so when two K tooth profile to the point, its normal line through the node c, the tooth will contact immediately separated, but it is the other end o the tooth profile immediately contacted, or two teeth K_1 、 K'_1 , K_2 、 K'_2 、 K_3 、 K'_3 points followed along the line contact meshing. Therefore, the arc gear 、 concave surface of the convex side tooth profile only for instantaneous meshing. A new circular gear in meshing theory is instantaneous point, it Arc Gear also often called point arc meshing gear transmission. After running-gear tooth after tooth profile can actually high gear along with a rather long period of exposure. Arc Gear is characterized by: (1) comprehensive than the radius of curvature of involute gear transmission line much bigger than the strength of its contacts involute gear transmission line of about 0.5 to 1.5 times (2) two teeth meshing line along the direction rolling great speed, easy form of tooth surface oil film, transmission more efficient, usually ranging from 0.99 to 0.995 (3) arc high gear tooth direction along wear uniform, and easy running-in (4) arc cutting gear rootless the phenomenon, it could be the smallest number of teeth less. But from the arc of the Center 、 Gear Cutting helix angle and depth of the great sensitivity of error, the three errors on a greater impact on carrying capacity, so arc gear on the manufacture and installation of high accuracy requirements. In addition, single-arc Gear bending strength, relatively low modulus of the same cutting large and small gear, preparing two different hob.

Dimension of MXL Type Pulley

Unit: (mm)

Type	Tooth No	Pitchdiameter	Outside diameter	Diameter of capped edge	Bore of capped edge	Thick of capped edge
22MX	22	14.23	13.72	18	12	1
23MX	23	14.88	14.37	18	12	1
24MX	24	15.52	15.02	18	12	1
25MX	25	16.17	15.66	18	12	1
26MX	26	16.82	16.31	22	11	1
27MX	27	17.46	16.96	22	11	1
28MX	28	18.11	17.60	22	11	1
29MX	29	18.76	18.25	22	11	1
30MX	30	19.40	18.90	22	11	1
32MX	32	20.70	20.19	25	15	1
34MX	34	21.99	21.48	25	15	1
36MX	36	23.29	22.78	26	17	1
38MX	38	24.58	24.07	29	18	1
40MX	40	25.87	25.36	29	18	1
42MX	42	27.17	26.66	29	18	1
44MX	44	28.46	27.95	32	21	1
46MX	46	29.75	29.25	32	21	1
48MX	48	31.05	30.54	34.5	24.5	1
50MX	50	32.34	31.83	34.5	24.5	1
52MX	52	33.63	33.13	37.8	28	1
60MX	60	38.81	38.30	44	32	1
72MX	72	46.57	46.06	51	36	1

Dimension of XL type pulley**(mm)**

Type	Tooth No	Pitchdiameter	Outside diameter	Diameter of capped edge	Bore of capped edge	Thick of capped edge
10XL	10	16.17	15.66	22	11	1
11XL	11	17.79	17.28	22	11	1
12XL	12	19.40	18.90	25	15	1
13XL	13	21.02	20.51	25	15	1
14XL	14	22.64	22.13	26	17	1
15XL	15	24.26	23.75	29	18	1
16XL	16	25.87	25.36	29	18	1
17XL	17	27.49	26.98	32	21	1
18XL	18	29.11	28.60	32	21	1
19XL	19	30.72	30.22	34.5	24.5	1
20XL	20	32.34	31.83	37.8	28	1
21XL	21	33.96	33.45	40	27	1
22XL	22	35.57	35.07	40	27	1
23XL	23	37.19	36.68	40	27	1
24XL	24	38.81	38.30	44	32	1
25XL	25	40.43	39.92	44	32	1
26XL	26	42.04	41.43	49	29	1
27XL	27	43.66	43.15	48	38	1
28XL	28	45.28	44.77	48	38	1
30XL	30	48.51	48.00	51	36	1
32XL	32	51.74	51.24	58	47	1.5
34XL	34	54.97	54.47	58	47	1.5
36XL	36	58.21	57.70	61	45	1.5
38XL	38	61.45	60.94	64	48	1.5
40XL	40	64.68	64.17	68	52	1.5
42XL	42	67.91	67.41	73	61	1.5
44XL	44	71.15	70.64	78	66	1.5
46XL	46	74.38	73.87	78	66	1.5
48XL	48	77.62	77.11	82	64	1.5
50XL	50	80.85	80.34	86	70	1.5
60XL	60	97.02	96.51	102	70	1.5
72XL	72	116.43	115.92	121	109	1.5

Dimension of L Type Pulley**(mm)**

Type	Tooth No	Pitchdiameter	Outside diameter	Diameter of capped edge	Bore of capped edge	Thick of capped edge
12L	12	36.38	35.62	40	27	1
13L	13	39.41	38.65	44	32	1
14L	14	42.45	41.68	49	29	1
15L	15	45.48	44.72	51	36	1
16L	16	48.51	47.75	54	39	1
17L	17	51.54	50.78	61	45	1.5
18L	18	54.57	53.81	61	45	1.5
19L	19	57.61	56.84	61	45	1.5
20L	20	60.64	59.88	64	48	1.5
21L	21	63.67	62.91	68	52	1.5
22L	22	66.70	65.94	75	55	1.5
23L	23	69.73	68.97	75	55	1.5
24L	24	72.77	72.00	80	60	1.5
25L	25	75.80	75.04	82	64	1.5
26L	26	78.83	78.07	86	70	1.5
27L	27	81.86	81.10	86	70	1.5
28L	28	84.89	84.13	90	70	1.5
30L	30	90.96	90.20	98	78	1.5
32L	32	97.02	96.26	102	90	1.5
34L	34	103.08	102.32	108.5	90	1.5
36L	36	109.15	108.39	115	95	1.5
38L	38	115.21	114.45	123	103	1.5
40L	40	121.28	120.51	131	111	1.5
42L	42	127.34	126.58	138	118	1.5
44L	44	133.40	132.64	146	126	1.5
46L	46	139.47	138.71	153	133	1.5
48L	48	145.53	144.77			
50L	50	151.60	150.83			
60L	60	181.91	181.15			
72L	72	218.30	217.53			
84L	84	254.68	253.92			
96L	96	291.06	290.30			

Dimension of H Type Pulley**(mm)**

Type	Tooth No	Pitchdiameter	Outside diameter	Diameter of capped edge	Bore of capped edge	Thick of capped edge
14H	14	56.60	55.22	64	48	1.5
15H	15	60.64	59.27	68	52	1.5
16H	16	64.68	63.31	75	55	1.5
17H	17	68.72	67.35	75	55	1.5
18H	18	72.77	71.39	80	60	1.5
19H	19	76.81	75.44	82	64	1.5
20H	20	80.85	79.48	86	70	1.5
21H	21	84.89	83.52	90	70	1.5
22H	22	88.94	87.56	98	78	1.5
23H	23	92.98	91.61	98	78	1.5
24H	24	97.02	95.65	106	88	1.5
25H	25	101.06	99.69	106	88	1.5
26H	26	105.11	103.73	108.5	90	1.5
27H	27	109.15	107.78	115	95	1.5
28H	28	113.19	111.82	123	103	1.5
30H	30	121.28	119.90	131	111	1.5
32H	32	129.36	127.99	138	118	1.5
34H	34	137.45	136.07	146	126	1.5
36H	36	145.53	144.16	153	133	1.5
38H	38	153.62	152.24	164	142	2
40H	40	161.70	160.33	170	150	2
42H	42	169.79	168.41			
44H	44	177.87	176.50			
46H	46	185.96	184.58			
48H	48	194.04	192.67			
50H	50	202.13	200.75			
60H	60	242.55	241.18			
72H	72	291.06	289.69			
84H	84	339.57	338.20			
96H	96	388.08	386.71			

Dimension of XH Type Pulley**(mm)**

Type	Tooth No	Pitchdiameter	Outside diameter	Diameter of capped edge	Bore of capped edge	Thick of capped edge
18XH	18	127.34	124.55	139	110	4.5
19XH	19	134.41	131.62	146	117	4.5
20XH	20	141.49	138.69	153	124	4.5
21XH	21	148.56	145.77	160	131	4.5
22XH	22	155.64	152.84	167	138	4.5
23XH	23	162.71	159.92	174	145	4.5
24XH	24	169.79	166.99	181	152	4.5
25XH	25	176.86	174.07	188	159	4.5
26XH	26	183.94	181.14	195	166	4.5
27XH	27	191.01	188.22	202	173	4.5
28XH	28	198.08	195.29	209	180	4.5
30XH	30	212.23	209.44			
32XH	32	226.38	223.59			
40XH	40	282.98	280.18			
48XH	48	339.57	336.78			
60XH	60	424.47	421.67			
72XH	72	509.36	506.57			
84XH	84	594.25	591.46			
96XH	96	679.15	676.35			
120X	120	848.93	846.14			

Dimension of XXH Type Pulley**(mm)**

Type	Tooth No	Pitchdiameter	Outside diameter	Diameter of capped edge	Bore of capped edge	Thick of capped edge
18XX	18	181.91	178.87	199	157	5.5
19XX	19	192.02	188.97	209	167	5.5
20XX	20	202.13	199.08	219	177	5.5
21XX	21	212.23	209.19	229	187	5.5
22XX	22	222.34	219.29	239	197	5.5
24XX	24	242.55	239.50			
25XX	25	252.66	249.61			
26XX	26	262.76	259.72			
27XX	27	272.87	269.82			
30XX	30	303.19	300.14			
40XX	40	404.25	401.21			
48XX	48	485.10	482.06			
60XX	60	606.38	603.33			
72XX	72	727.66	724.61			

Dimension of T2.5 Type Pulley**(mm)**

Type	Tooth No	Pitchdiameter	Outside diameter	Diameter of capped edge	Bore of capped edge	Thick of capped edge
18-T2.5	18	14.32	13.79	18	12	1
19-T2.5	19	15.12	14.59	18	12	1
20-T2.5	20	15.92	15.39	18	12	1
21-T2.5	21	16.71	16.18	18	12	1
22-T2.5	22	17.51	16.98	22	11	1
23-T2.5	23	18.30	17.77	22	11	1
24-T2.5	24	19.10	18.57	22	11	1
25-T2.5	25	19.89	19.36	22	11	1
26-T2.5	26	20.69	20.16	25	15	1
27-T2.5	27	21.49	20.96	25	15	1
28-T2.5	28	22.28	21.75	25	15	1
29-T2.5	29	23.08	22.55	25	15	1
30-T2.5	30	23.87	23.34	29	18	1
32-T2.5	32	25.46	24.93	29	18	1
34-T2.5	34	27.06	26.53	32	21	1
36-T2.5	36	28.65	28.12	32	21	1
38-T2.5	38	30.24	29.71	32	21	1
40-T2.5	40	31.83	31.30	34.5	24.5	1
42-T2.5	42	33.42	32.89	37.5	28	1
44-T2.5	44	35.01	34.48	40	27	1
46-T2.5	46	36.61	36.08	40	27	1
48-T2.5	48	38.20	37.67	40	27	1
50-T2.5	50	39.79	39.26	44	32	1
60-T2.5	60	47.75	47.22	51	36	1

Dimension of T5 Type Pulley**(mm)**

Type	Tooth No	Pitchdiameter	Outside diameter	Diameter of capped edge	Bore of capped edge	Thick of capped edge
10-T5	10	15.92	15.07	18	12	1
11-T5	11	17.51	16.66	22	11	1
12-T5	12	19.10	18.25	25	15	1
13-T5	13	20.69	19.84	25	15	1
14-T5	14	22.28	21.43	25	15	1
15-T5	15	23.87	23.02	26	17	1
16-T5	16	25.46	24.61	29	18	1
17-T5	17	27.06	26.21	29	18	1
18-T5	18	28.65	27.80	32	21	1
19-T5	19	30.24	29.39	34.5	24.5	1
20-T5	20	31.83	30.98	34.5	24.5	1
21-T5	21	33.42	32.57	37.8	28	1
22-T5	22	35.01	34.16	40	27	1
23-T5	23	36.61	35.76	40	27	1
24-T5	24	38.20	37.35	44	32	1
25-T5	25	39.79	38.94	44	32	1
26-T5	26	41.38	40.53	44	32	1
27-T5	27	42.97	42.12	48	38	1
28-T5	28	44.56	43.71	48	38	1
29-T5	29	46.15	45.30	51	36	1
30-T5	30	47.75	46.90	51	36	1
32-T5	32	50.93	50.08	54	39	1.5
34-T5	34	54.11	53.26	28	47	1.5
36-T5	36	57.30	56.45	61	45	1.5
38-T5	38	60.48	59.63	64	48	1.5
40-T5	40	63.66	62.81	68	52	1.5
42-T5	42	66.85	66.00	73	61	1.5
44-T5	44	70.03	69.18	73	61	1.5
46-T5	46	73.21	72.36	78	66	1.5
48-T5	48	76.39	75.54	82	64	1.5
50-T5	50	79.58	78.73	86	70	1.5
60-T5	60	95.49	94.64	102	90	1.5

Dimension of T10 Type Pulley**(mm)**

Type	Tooth No	Pitchdiameter	Outside diameter	Diameter of capped edge	Bore of capped edge	Thick of capped edge
12-T10	12	38.20	36.35	40	27	1
13-T10	13	41.38	39.53	49	29	1
14-T10	14	44.56	42.71	49	29	1
15-T10	15	47.75	45.90	51	36	1
16-T10	16	50.93	49.08	54	39	1
17-T10	17	54.11	52.26	61	45	1.5
18-T10	18	57.30	55.45	61	45	1.5
19-T10	19	60.48	58.63	64	48	1.5
20-T10	20	63.66	61.81	68	52	1.5
21-T10	21	66.85	65.00	75	55	1.5
22-T10	22	70.03	68.18	75	55	1.5
23-T10	23	73.21	71.36	80	60	1.5
24-T10	24	76.39	74.54	82	64	1.5
25-T10	25	79.58	77.73			
26-T10	26	82.76	80.91	90	70	1.5
27-T10	27	85.94	84.09	90	70	1.5
28-T10	28	89.13	87.28	98	78	1.5
29-T10	29	92.31	90.46	98	78	1.5
30-T10	30	95.49	93.64	102	83	1.5
32-T10	32	101.86	100.01	106	88	1.5
34-T10	34	108.23	106.38	115	95	1.5
36-T10	36	114.59	112.74	123	103	1.5
38-T10	38	120.96	119.11	131	111	1.5
40-T10	40	127.32	125.47	131	111	1.5
42-T10	42	133.67	131.84	138	118	1.5
44-T10	44	140.06	138.21	146	126	1.5
46-T10	46	146.42	144.57	153	133	1.5
48-T10	48	152.79	150.94			
50-T10	50	159.15	157.30			
60-T10	60	190.99	189.14			

Dimension of T20 Type Pulley**(mm)**

Type	Tooth No	Pitchdiameter	Outside diameter	Diameter of capped edge	Bore of capped edge	Thick of capped edge
18-T20	18	114.59	111.76	124	98	4.5
19-T20	19	120.96	118.13	130	104	4.5
20-T20	20	127.35	124.49	136	110	4.5
21-T20	21	133.69	130.86	143	117	4.5
22-T20	22	140.06	137.23	149	123	4.5
23-T20	23	146.42	143.59	156	130	4.5
24-T20	24	152.79	149.96	162	136	4.5
25-T20	25	159.15	156.32	168	142	4.5
26-T20	26	165.52	162.69	175	149	4.5
27-T20	27	171.89	169.06	181	155	4.5
28-T20	28	178.25	175.42	187	161	4.5
29-T20	29	184.62	181.79	194	168	4.5
30-T20	30	190.99	188.16	200	174	4.5
32-T20	32	203.72	200.89			
34-T20	34	216.45	213.62			
36-T20	36	229.18	226.35			
38-T20	38	241.92	239.09			
40-T20	40	254.65	251.82			
42-T20	42	267.38	264.55			
44-T20	44	280.11	277.28			
46-T20	46	292.85	290.02			
48-T20	48	305.58	302.75			
50-T20	50	318.31	315.48			
60-T20	60	381.97	379.14			

Dimension of 3M Type Pulley**(mm)**

Type	Tooth No	Pitchdiameter	Outside diameter	Diameter of capped edge	Bore of capped edge	Thick of capped edge
15-3M	15	14.32	13.56	18	10	1
16-3M	16	15.28	14.52	18	10	1
17-3M	17	16.23	15.47	22	11	1
18-3M	18	17.19	16.43	22	11	1
19-3M	19	18.14	17.38	22	11	1
20-3M	20	19.10	18.34	22	11	1
21-3M	21	20.05	19.29	22	11	1
22-3M	22	21.01	20.25	25	15	1
23-3M	23	21.96	21.20	25	15	1
24-3M	24	22.92	22.16	26	17	1
25-3M	25	23.87	23.11	26	17	1
26-3M	26	24.83	24.07	29	18	1
27-3M	27	25.78	25.02	29	18	1
28-3M	28	26.74	25.98	129	18	1
30-3M	30	28.65	27.89	32	21	1
32-3M	32	30.56	29.80	34.5	24.5	1
34-3M	34	32.47	31.71	37.8	28	1
36-3M	36	34.38	33.62	40	27	1
38-3M	38	36.29	35.53	40	27	1
40-3M	40	38.20	37.44	44	32	1
42-3M	42	40.11	39.35	44	32	1
44-3M	44	42.02	41.26	48	38	1
46-3M	46	43.93	43.17	48	38	1
48-3M	48	45.84	45.08	48	38	1
50-3M	50	47.75	46.99	51	36	1
60-3M	60	57.30	56.54	61	45	1.5
72-3M	72	68.75	67.99	73	61	1.5

Dimension of 5M Type Pulley**(mm)**

Type	Tooth No	Pitchdiameter	Outside diameter	Diameter of capped edge	Bore of capped edge	Thick of capped edge
14-5M	14	22.28	21.14	25	15	1
15-5M	15	23.87	22.73	29	18	1
16-5M	16	25.46	24.32	29	18	1
17-5M	17	27.06	25.92	32	21	1
18-5M	18	28.65	27.51	32	21	1
19-5M	19	30.24	29.10	34.5	24.5	1
20-5M	20	31.83	30.69	34.5	24.5	1
21-5M	21	33.42	32.28	40	27	1
22-5M	22	35.01	33.87	40	27	1
23-5M	23	36.61	35.47	40	27	1
24-5M	24	38.20	37.06	44	32	1
25-5M	25	39.79	38.65	44	32	1
26-5M	26	41.38	40.24	44	32	1
27-5M	27	42.97	41.83	49	29	1
28-5M	28	44.56	43.42	48	38	1
30-5M	30	47.75	46.61	51	36	1
32-5M	32	50.93	49.79	54	39	1
34-5M	34	54.11	52.97	58	47	1.5
36-5M	36	57.30	56.16	61	45	1.5
38-5M	38	60.48	59.34	64	48	1.5
40-5M	40	63.66	62.52	68	52	1.5
42-5M	42	66.85	65.71	73	61	1.5
44-5M	44	70.03	68.89	73	61	1.5
46-5M	46	73.21	72.07	78	66	1.5
48-5M	48	76.39	75.25	82	64	1.5
50-5M	50	79.58	78.44	86	70	1.5
60-5M	60	95.49	94.35	102	90	1.5

Dimension of 8M Type Pulley**(mm)**

Type	Tooth No	Pitchdiameter	Outside diameter	Diameter of capped edge	Bore of capped edge	Thick of capped edge
22-8M	22	56.02	54.65	61	45	1.5
23-8M	23	58.57	57.20	64	48	1.5
24-8M	24	61.12	59.75	68	52	1.5
25-8M	25	63.66	62.29	75	55	1.5
26-8M	26	66.21	64.84	75	55	1.5
27-8M	27	68.75	67.38	75	55	1.5
28-8M	28	71.30	69.93	80	60	1.5
30-8M	30	76.39	75.02	82	64	1.5
32-8M	32	81.49	80.12	90	70	1.5
34-8M	34	86.58	85.21	98	78	1.5
36-8M	36	91.67	90.30	98	78	1.5
38-8M	38	96.77	95.40	106	88	1.5
40-8M	40	101.86	100.49	108.5	90	1.5
42-8M	42	106.95	105.58	115	95	1.5
44-8M	44	112.05	110.68	123	103	1.5
46-8M	46	117.14	115.77	123	103	1.5
48-8M	48	122.23	120.86	131	111	1.5
50-8M	50	127.32	125.95	138	118	1.5
64-8M	64	162.97	161.60			
72-8M	72	183.35	181.98			
80-8M	80	203.72	202.35			
90-8M	90	229.18	227.81			
112-8M	112	285.21	283.84			

Dimension of 14M Type Pulley**(mm)**

Type	Tooth No	Pitchdiameter	Outside diameter	Diameter of capped edge	Bore of capped edge	Thick of capped edge
28-14M	28	124.78	121.98	134	108	3.5
29-14M	29	129.23	126.43	138	112	3.5
30-14M	30	133.69	130.89	143	117	3.5
32-14M	32	142.60	139.80	152	126	3.5
34-14M	34	151.52	148.72	161	135	3.5
36-14M	36	160.43	157.63	170	144	3.5
38-14M	38	169.34	166.54	179	153	3.5
40-14M	40	178.25	175.45	187	161	3.5
42-14M	42	187.17	184.37	196	170	3.5
44-14M	44	196.08	193.28	205	179	3.5
46-14M	46	204.99	202.19			
48-14M	48	213.90	211.10			
50-14M	50	222.82	220.02			
56-14M	56	249.55	246.75			
64-14M	64	285.21	282.41			
72-14M	72	320.86	318.06			
80-14M	80	356.51	353.71			
90-14M	90	401.07	398.27			

Tolerance of Outside Diameter of Pulley Tab1

Outside diameter	Tolerance
< 25.4	+ 0.05 0
> 25.4 ~50.80	+ 0.08 0
> 50.80 ~ 101.60	+ 0.10 0
> 101.60 ~ 177.80	+ 0.13 0
> 177.80 ~ 304.80	+ 0.15 0
> 304.80 ~508.00	+ 0.18 0
> 508.00	+ 0.20 0

Allowable Bounce of Pulley End Tab2

Outside diameter	Allowable bounce
≤ 101.60 $> 101.60 \sim 254.00$ > 254.00	0.10 $\text{Outside diameter} \times 0.001$ $0.25 + [(\text{Outside diameter} - 254.00) \times 0.005]$

Allowable Bounce of Pulley Warp Direction Tab3

Outside diameter	Allowable bounce
≤ 101.60 $> 101.60 \sim 254.00$	0.13 $0.13 + [(\text{Outside diameter} - 203.20) \times 0.005]$

Dimension of Pulley Tooth Flank Width (mm) Tab4

Type	Belt width		Min.width of pulley		
	Code	Belt width	Double capped edge pulley	Single capped edge pulley	No capped edge pulley
MXL	012	3.0	4	5	6
	019	4.8	5.8	6.8	7.8
	025	6.4	7.5	8.5	9.5
XL	025	6.4	7.5	8.5	9.5
	031	7.9	9	10	11
	037	9.5	11	12	13
L	050	12.7	14	15.5	17
	075	19.1	21	22	24
	100	25.4	27	28.5	30
H	075	19.1	21	23	25
	100	25.4	27	29	31
	150	38.1	40	42	44
	200	50.8	53	55	58
XH	200	50.8	57	60	63
	300	76.2	84	87	90
	400	101.6	111	114	117
XXH	200	50.8	57	61	64
	300	76.2	84	88	92
	400	101.6	111	115	118
	500	127.0	138	142	145
T2.5	4	4	6	7	8
	6	6	8	9	10
	10	10	12	13	14
T5 AT5	6	6	8	9	11
	10	10	12	13	15
	16	16	18	20	22
	25	25	27	29	31
T10	16	16	18	22	24
	25	25	27	30	33
AT10	32	32	34	37	40
	50	50	53	56	59

Type	Belt width		Min.width of pulley		
	Code	Belt width	Double capped edge pulley	Single capped edge pulley	No capped edge pulley
T20 AT20	32	32	35	38	40
	50	50	53	56	60
	75	75	78	81	85
3M S3M	100	100	105	108	112
	6	6	9	10	11
	9	9	12	13	14
5M S4.5M S5M	15	15	18	19	20
	9	9	12	13	14
	15	15	18	19	20
8M S8M	25	25	28	29	30
	30	30	34	36	38
	30	30	34	36	38
	40	40	44	46	48
14M S14 M	50	50	54	56	58
	85	85	90	92	94
	55	55	65	68	70
20M	85	85	95	99	102
	115	115	126	130	133
	170	170	180	183	187
	70	70	80	84	89
	230	230	245	248	254
	290	290	295	300	310
	340	340	355	360	370

Extra Long Endless Belt

Endless extra-long timing belts have similar function with ordinary timing belts. They can be used in textile industry, light industry, chemical industrial, industry electrical appliances, machinery etc., for transferring power. They can suit multi-axial transmission, and can also work between two axes whose center distance is below 15M under the worse condition.

Dimension of Inner Length of Flat Belt

Type	Size	Pitch Length	Teeth NO.
XL	2130~7874	5410.20~19999.96	1065~3937
L	1991~13778	5057.75~34994.85	351~3674
H	2365~13780	6007.10~35001.20	473~2756
XH	2284~13781	5800.725~35004.375	261~1575
XX	1812~13775	4603.75~34988.50	145~1102
H T5	4080~20000	4080.00~20000.00	816~4000
T10	7060~35000	7060.00~35000.00	706~3500
T20	5020~35000	5020.00~35000.00	251~1750
HTD- 5M	7005~20000	7005.00~20000.00	1401~4000
HTD- 8M	6888~35000	6888.00~35000.00	861~4375
HTD-14M	6874~35000	6874.00~35000.00	491~2500
AT5	3400~20000	3400.00~35000.00	680~4000
AT10	3350~35000	3350.00~35000.00	335~3500
AT20	3400~35000	3400.00~35000.00	170~1750
S5 M	4005~20000	4005.00~20000.00	801~4000
S8 M	6648~35000	6648.00~35000.00	831~4375
S14 M	4410~35000	4410.00~35000.00	315~2500

Production companies also 25 mm in width below the belt-type openings fortes.

Contact information:

Qingdao Mcgrady Synchronous Transmission Equipment Co.Ltd

Add:Heilongjiang Road,Chengyang District,Qingdao,Shandong,China

Contact person: Sally

Tel:+86-532-55551061 +86-15954090492

Fax:+86-532-55551060

Skype:Belt01@hotmail.com

Email:md@mdtbcd.com

Website: <http://qdmcgrady.1688.com>